

QUESTION 1:

You create a Web Form that allows users to create a new account. You add a CreateUserWizard control by using the following code segment.

```
<asp:CreateUserWizard id="Wizard1" runat="server"/>
```

You need to ensure that the wizard automatically sends an e-mail message to users when they finish creating their accounts. You add a valid <smtp> element to the Web.config file. Which code segment should you add to the PageLoad event?

- A. Wizard1.RequireEmail = True
- B. Wizard1.Email = "user@address.com"
- C. Wizard1.MailDefinition.From = "registration@mysite.com"
- D. SmtMail.SmtpServer = "mail.contoso.com"

Answer: C

Explanation: Correct

Answer: C Setting the MailDefinition.From property of the wizard will enable the automatic sending of emails.

A RequireEmail property to True will have no affect because this is the default value anyway. The wizard will throw an exception if the RequireEmail property is true and an email for the user is not given.

B will set the email address of the user to user@address.com. Clearly this is incorrect because the intention is to email the specific user that has been created.

D The question states that details of the SMTP server have already been provided in the web.config file.

QUESTION 2:

You are developing a Web application. Your code restricts access to some pages based on the users credentials. You need to configure IIS to supply the user's Windows credentials to your Web application. These credentials must be encrypted. What should you do?

- A. Enable Anonymous access. Enable Integrated Windows authentication.
- B. Enable Anonymous access. Enable Basic authentication.
- C. Disable Anonymous access. Enable Integrated Windows authentication.
- D. Disable Anonymous access. Enable Basic authentication.

Answer: C

Professional Learn Center

www.professionallearn.com

Explanation: Anonymous access should be disabled, enabling anonymous access will inhibit IIS forwarding on the users credentials. Integrated Windows Authentication should be used because it forwards on the users credentials and supports encryption.

Basic authentication requires a username\password from the user and does not support encryption.

QUESTION 3:

Your Web site uses custom Themes. Your Web site must support additional Themes based on the user's company name. The company name is set when a user logs on to the Web site. The company's Theme name is stored in a variable named ThemeName. You need to use this variable to dynamically set the Web site's Theme. What should you do?

- A. Add the following code segment to the markup source of each page on the Web site. `<%@ Page Theme="ThemeName" ... %>`
- B. Add the following code segment to the Load event of each page on the Web site. `Page.Theme = ThemeName`
- C. Add the following code segment to the PreInit event of each page on the Web site. `Page.Theme = ThemeName`
- D. Add the following code segment to the Web site's configuration file. `<pages theme="ThemeName" />`

Answer: C

Explanation:

It is necessary to set the theme dynamically for every page. The PreInit event occurs early enough in the lifecycle of a page to manipulate the theme.

A,D use a declarative approach, this is not appropriate because the theme has to be set dynamically depending upon the value of a variable.

B The Load event occurs too late in the lifecycle of a page.

QUESTION 4:

You write a Web application. This application must support multiple languages. You store the localized strings in the application as resources. You want these resources to be accessed according to a users language preference. You create the following resource files in the AppGlobalResources folder of your application.

`myStrings.resx`
`myStrings.en-CA.resx`
`myString.en-US.resx`
`myStrings.fr-CA.resx`
`myStrings.es-MX.resx` Each resource file stores a localized version of the following strings: Name, E-mail,

Address, and Phone. You create a Web Form that contains one label for each of these strings. You need to ensure that the correct localized version of each string is displayed

www.professionallearn.com

Professional Learn Center

www.professionallearn.com

in each label, according to a users language preference. What should you do?

A. Add the following configuration section to the Web.config file. <globalization culture="Auto" />

B. Set the directive for each page in your site as follows: <%@ Page UICulture="Auto" %>

C. Add the following code segment to the pages load event. lblName.Text = @"{myStrings}Name"; lblAddress.Text = @"{myStrings}Address"; lblEmail.Text = @"{myStrings}Email"; lblPhone.Text = @"{myStrings}Phone";

D. Add the following code segment to the pages load event. lblName.Text = Resources.myStrings.Name; lblAddress.Text = Resources.myStrings.Address; lblEmail.Text = Resources.myStrings.Email; lblPhone.Text = Resources.myStrings.Phone;

Answer: D

Explanation:

The labels can be set in the PageLoad event using the Resources class.

A Setting the globalisation culture in the web.config file, sets the default culture for processing incoming requests. It will not make the required localisation changes to the labels.

B Setting the UICulture for the page will change the user interface culture but again will not make the required localisation changes to the labels.

C The resource files containing the localisation settings are compiled and into a resources namespace. They can be accessed easily programmatically via the Resources class.

QUESTION 5:

You create a Web site that stores users' active themes in user profile objects. You need to apply users' preferred themes when they log on to the Web site. What should you do?

A. In the InitComplete event handler, set the Theme property of the Page object based on the user profile.

B. In the PreLoad event handler, set the Theme property of the Page object based on the user profile.

C. In the OnLoad event handler, set the Theme property of the Page object based on the user profile.

D. In the PreInit event handler, set the Theme property of the Page object based on the user profile.

Answer: D

Explanation:

the PreInit event should be used to set the theme. All the other events occur too late in the

www.professionallearn.com

Professional Learn Center

www.professionallearn.com

lifecycle of the page.

QUESTION 6:

You create Web sites for Certkiller .com. You apply a consistent design to the pages and controls of the Web sites. You need to make style changes to all of the Web sites on the Web server. You want to achieve this goal without having to edit the individual pages on each Web site. Which two actions should you perform? (Each correct answer presents part of the solution. Choose two.)

- A. Place a theme in the AppThemes directory under the application root directory.
- B. Place a theme under an ASP.NETClientFiles folder under the ASP.NET installation directory.
- C. Assign a theme by setting the `<%@ Page Theme="..." %>` directive to the name of the application theme.
- D. Assign a theme by specifying the `<pages theme="..." />` section in the Web.config file.

Answer: A,D

Explanation:

The theme should be placed in the Appthemes folder and specified centrally in the web.config file.

B The Appthemes folder is reserved for storing themes.

C It is possible to set the theme on each page using the Page directive but it is more convenient and maintainable to set the theme centrally in the web.config file.

QUESTION 7:

You create an application. The application processes hundreds of XML documents per minute. The XML documents are validated against inline schemas. You need to load XML documents from the file system and read them as quickly as possible. XML comments must be ignored while reading the XML documents. What should you do?

- A. Create an instance of the XmlReader class by using the XmlReader Create method with an instance of the XmlReaderSettings class.
- B. Create an instance of the XmlReader class with an instance of the XmlTextReader class.
- C. Create an instance of the XmlDocument class and specify a location for the application schema.
- D. Create an instance of the XmlReader class with an instance of the XmlNodeReader class.

Answer: A

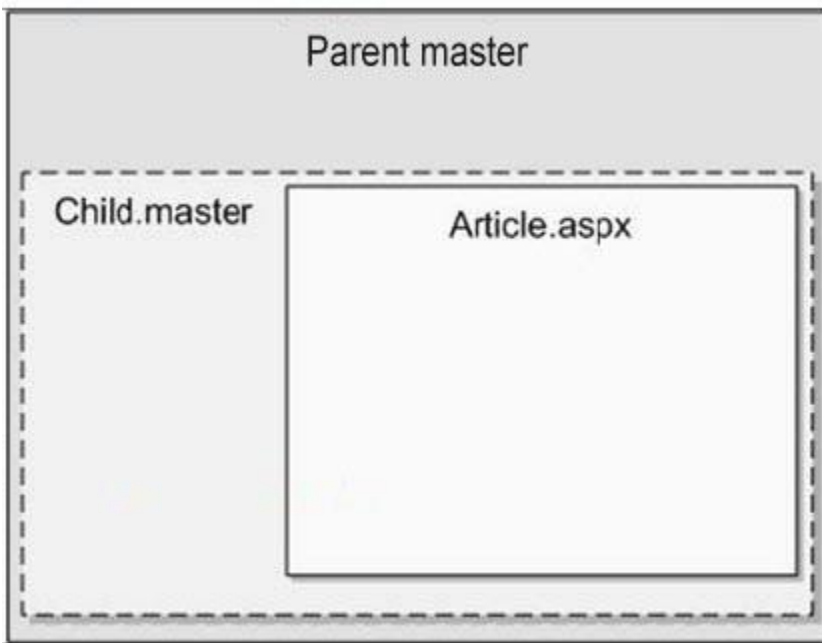
www.professionallearn.com

Explanation:

XmlReader should be used for performance reasons. XMLReaderSettings allows for validation against inline schemas.

B,D The XmlReader will not support schema validation.

C XmlDocument could be used but would hurt performance.



QUESTION 8:

You are transferring records from one database to another. You need to decide whether you can use the SqlBulkCopy class to transfer the records. What should you do?

- A. Ensure that the source database is Microsoft SQL Server.
- B. Ensure that the destination database is Microsoft SQL Server.
- C. Ensure that the column names in the source table match the column names in the destination table.
- D. Ensure that the bulk copy program (bcp) utility is installed on the destination server.

Professional Learn Center

www.professionallearn.com

Answer: B

Explanation:

B To transfer records using the SqlBulkCopy class, the destination database must be SQL Server.

A The source can be one of a number of forms e.g ODBC, XML file, OLE-DB etc. Anything that can be loaded into a DataTable.

C The column names do not have to match, SqlBulkCopy can handle the mappings. D The BCP unmanaged utility is independent to the SqlBulkCopy class.

QUESTION 9:

Exhibit:

You create a master page named Parent.master that contains a global header for your Web application. You add a ContentPlaceHolder to Parent.master by using the following code segment.

```
<asp:ContentPlaceHolder ID="pagebody" runat="server" />
```

You also create a content page named Article.aspx by using the following code segment.

```
<% @Page Language="C#" MasterPageFile="~/navigation.master"%>
```

```
<asp:Content ContentPlaceHolderID="article" Runat="Server">
```

Article content to go here</asp:Content>You need to create a child master page that contains the navigation for each section. The users must be able to see the header, the navigation, and the article when they view the page, as shown in the exhibit.

Which code segment should you use?

A. <% @ Master Language="C#" MasterPageFile="~/parent.master"%>

www.professionallearn.com

Professional Learn Center

www.professionallearn.com

```
<asp:Content runat="server" ContentPlaceHolderID="pagebody"> Navigation element 1<br /> Navigation element 2<br />
<asp:contentplaceholder id="article" runat="server">
</asp:contentplaceholder></asp:Content>
B. <% @ Master Language="C#" MasterPageFile="~/parent.master"%><asp:Content runat="server" ContentPlaceHolderID="pagebody"> <asp:contentplaceholder id="article" runat="server"> Navigation element 1<br /> Navigation element 2<br />
</asp:contentplaceholder></asp:Content>
C. <% @ Master Language="C#" MasterPageFile="~/parent.master"%><asp:Content runat="server" ContentPlaceHolderID="article"> Navigation element 1<br /> Navigation element 2<br /> <asp:contentplaceholder id="pagebody" runat="server">
</asp:contentplaceholder></asp:Content>
D. <% @ Master Language="C#" MasterPageFile="~/parent.master"%><asp:Content runat="server" ContentPlaceHolderID="article"> <asp:contentplaceholder id="pagebody" runat="server"> Navigation element 1<br /> Navigation element 2<br />
</asp:contentplaceholder></asp:Content>
```

Answer: A

QUESTION 10:

You create a Web Form that contains a TreeView control. The TreeView control allows users to navigate within the Marketing section of your Web site. The following XML defines the site map for your site.

```
<siteMapNode url="~/default.aspx" title="Home" description="Site Home Page">
<siteMapNode url="Sales.aspx" title="Sales" description="Sales Home">
<siteMapNode url="SalesWest.aspx" title="West Region" description="Sales for the West Region" />
<siteMapNode url="SalesEast.aspx" title="East Region" description="Sales for the East Region" />
</siteMapNode>
<siteMapNode url="Marketing.aspx" title="Marketing" description="Marketing Home">
<siteMapNode url="MarketNational.aspx" title="National Campaign" description="National marketing campaign" />
<siteMapNode url="MarketMidwest.aspx" title="Midwest Campaign" description="Midwest region marketing campaign" />
<siteMapNode url="MarketSouth.aspx" title="South Campaign" description="South region marketing campaign" />
</siteMapNode></siteMapNode>
```

You need to bind the TreeView control to the site map data so that users can navigate only within the Marketing section. Which three actions should you perform? (Each correct answer presents part of the solution. Choose three.)

www.professionallearn.com

Professional Learn Center

www.professionallearn.com

- A. Add a SiteMapDataSource control to the Web Form and bind the TreeView control to it.
- B. Add a SiteMapPath control to the Web Form and bind the TreeView control to it.
- C. Embed the site map XML within the SiteMap node of a Web.sitemap file.
- D. Embed the site map XML within the AppSettings node of a Web.config file.
- E. Set the StartingNodeUrl property of the SiteMapDataSource control to ~/Marketing.aspx.
- F. Set the SkipLinkText property of the SiteMapPath control to Sales.

Answer: A,C,E

Explanation:

The TreeView control should be bound to a SiteMapDataSource that by default will pull its data from the web.sitemap file. The StartingNodeUrl property of the SiteMapDataSource can be used to restrict the SiteMap to only the marketing pages.

B,F A SiteMapPath is not a site map provider which is what the TreeView needs to bind with. A SiteMapPath is a server control that can be used as an alternative to TreeView to display a site map in a more compact manner.

D Putting the site map XML in the web.config file could be done but will necessitate defining a custom site map provider. This is not the ideal place for site map data.

QUESTION 11:

You are developing an application that connects to a Microsoft SQL Server database using the SqlConnection object. Your connection objects are being pooled. As the pool fills up, connection requests are queued. Some connection requests are rejected. You need to ensure that the application releases connections back to the pool as soon as possible. Also, you need to decrease the likelihood that connection requests will be rejected. Which three actions should you perform? (Each correct answer presents part of the solution. Choose three.)

- A. Ensure that the Close method is called on each connection object after it has finished executing.
- B. Ensure that each connection object is left open after it has finished executing.
- C. Increase the Max Pool Size value inside the connection string.
- D. Increase the Min Pool Size value inside the connection string.
- E. Increase the Connection Lifetime value inside the connection string.
- F. Increase the value of the ConnectionTimeout property of the SqlConnection object.

Answer: A,C,F

Explanation:

www.professionallearn.com

Professional Learn Center

www.professionallearn.com

Connections should be explicitly closed immediately after use so they can be reused. Increasing the Max Pool Size will help the web site to deal with more connection requests and reduce the queuing. Increasing the ConnectionTimeout property of the SqlConnection object will reduce connection failures because the connection will wait for longer before failing.

B Ensuring the connections are left open will have a negative impact on the pooling. D Increasing the Min Pool Size may have a small initial benefit but the pool size is managed and increased according to needs anyway.

QUESTION 12:

You are creating a custom user control. The custom user control will be used on 10 Web Forms for an ASP.NET Web site that allows users to register and log on to a personalized experience. The custom user control uses two TextBox controls and two Button controls. You need to ensure that the controls are visible only when users are not logged on to the Web site. You also need to minimize the amount of effort in development and maintenance for the Web site. Which two actions should you perform? (Each correct answer presents part of the solution. Choose two.)

- A. Add the OnClick event handler for the Login button to the code used in the custom user control.
- B. Add the OnClick event handler for the Login button to the code used in the Web Form where the control is added.
- C. In the PageLoad method of the Web Form, add a code segment to set the visibility of the TextBox and Button controls where the control is added.
- D. In the PageLoad method of the custom user control, add a code segment to set the visibility of the TextBox and Button controls.

Answer: A,D

Explanation:

Use the PageLoad event of the user control to set the visibility of the individual controls based on whether the user is authenticated or not. Also add the same code to the OnClick event handler for the login button within the customer user control.

B,C Using the events in the web form when the user control is added, will work but is not centralised and is difficult to maintain. Using the user controls events means the change only has to be done once.

QUESTION 13:

You develop a Web control. The Web control consists of labels and associated text boxes. You need to ensure that the Web control has both toolbox and visual designer support. What should you do?

www.professionallearn.com

Professional Learn Center

www.professionallearn.com

- A. Add a Web Control Library project to your solution. Define a class that inherits from CompositeControl.
- B. Add a Windows Control Library project to your solution. Define a class that inherits from UserControl.
- C. Add a Web User Control to your project. Define a class that inherits from UserControl.
- D. Add a Mobile Web User Control to your project. Define a class that inherits from

MobileUserControl.

Answer: A

Explanation:

A Create a Web Control Library project to inherit Visual Studio Designer support. Define the web control class to inherit from CompositeControl to allow a single control to be created from several individual controls.

B. A Windows Control Library is a different kind of control not compatible with web forms.

C,D User or mobile controls could be used but will not integrate with the designer.

QUESTION 14:

You create a control named ContosoUI for a Web application. You need to add the control to the toolbox of Microsoft Visual Studio .NET. Which two actions should you perform? (Each correct answer presents part of the solution. Choose two.)

- A. Create the ContosoUI control as a Web Control Library.
- B. Create the ContosoUI control as a Web user control.
- C. Within the Visual Studio .NET toolbox, browse to and select ContosoUI.ascx.
- D. Within the Visual Studio .NET toolbox, browse to and select ContosoUI.dll.

Answer: A,D

Explanation:

Create the control as a Web Control Library to get designer support. This will mean a the control is created as a DLL which can be added to the toolbox easily.

B,C Creating the control as a user control will not give designer support.

QUESTION 15:

You create a Web Form with several UI elements on it. During a code review, you realize that some of the UI elements can be grouped into user controls. You need to create a Web control to

www.professionallearn.com

Professional Learn Center

www.professionallearn.com

group the UI elements that do not require server-side processing. Doing so will enable you to programmatically add or remove the UI elements from the page. You want to maintain the UI elements' style properties. What should you do?

- A. Use `System.Web.UI.TemplateControl` to group the UI elements.
- B. Use `System.Web.UI.HtmlControls.HtmlControl` to group the UI elements.
- C. Use `System.Web.UI.LiteralControl` to group the UI elements.
- D. Use `System.Web.UI.WebControls.Literal` to group the UI elements.

Answer: C

Explanation:

`LiteralControl` should be used to group together simple UI elements that do not require server side processing.

A `TemplateControl` is an abstract class that provides base functionality to the `Page` and `UserControl` classes.

B `HtmlControl` is a server control and will run on the server.

D The `Literal` control is used to dynamically display text.

QUESTION 16:

You are developing a Web application to display products. Products are displayed on different pages on your Web site. You want to create a user control to manage the display of products. You need a default visual implementation of the UI of the user control. In addition, you need to provide developers with the flexibility to change the layout and controls of the UI. Which three actions should you perform? (Each correct answer presents part of the solution. Choose three.)

- A. Apply the `TemplateContainerAttribute` to a property of type `ITemplate`. Pass the type of the template's naming container as the argument to the attribute.
- B. Apply the `TemplateContainerAttribute` to the user control's class declaration.
- C. Implement a property of type `INamingContainer` in the user control's code-behind class.
- D. Implement a property of type `ITemplate` in the user control's code-behind class.
- E. Define a new class that inherits from the `ITemplate` interface. Implement the `InstantiateIn` method of the `ITemplate` interface.

Answer: A,D,E

QUESTION 17:

You create a Web Form that contains connected Web Parts. You write the following declaration in your Web Form.

www.professionallearn.com

Professional Learn Center

www.professionallearn.com

```
<asp:WebPartConnection ID="WebPartConnection1"
ProviderID="customerPart"
ConsumerID="ordersPart" />
```

You need to ensure that your Web Part connection is valid. Which two actions should you perform? (Each correct answer presents part of the solution. Choose two.)

- A. Include a data source identified as "WebPartConnection1" on the Web Form.
- B. Include a Web Part identified as "customerPart" on the Web Form.
- C. Include a Web Part identified as "ordersPart" on the Web Form.
- D. Ensure that you declare an interface named "IOrdersPart".
- E. Ensure that you declare an interface named "ICustomerPart".
- F. Ensure that each Web Part declares either a GetInterface or ProvideInterface method.

Answer: B,C

QUESTION 18:

You create a Web site. You add an EditorZone control to the home page on the Web site. You need to enable users to customize the size and location of the Web Parts on their home pages. Which two controls should you add to the EditorZone control? (Each correct answer presents part of the solution. Choose two.)

- A. BehaviorEditorPart
- B. AppearanceEditorPart
- C. PropertyGridEditorPart
- D. LayoutEditorPart

Answer: B,D

Explanation:

Use an AppearanceEditorPart and LayoutEditorPart to customise the size and location of the web parts.

QUESTION 19:

You create a server control that inherits from WebControl. You need to enable the server control to emit markup for a new kind of mobile device. You must not alter the code in the server controls. Which two actions should you perform? (Each correct answer presents part of the solution. Choose two)

- A. Create a class that inherits HtmlTextWriter and that can emit the new markup.
- B. Create a class that inherits StreamWriter and that can emit the new markup.
- C. Reference the class in the <capabilities> element of the new device's browser definition file.

www.professionallearn.com

Professional Learn Center

www.professionallearn.com

D. Reference the class in the <controlAdapters> element of the new device's browser definition file.

Answer: A,D

QUESTION 20:

You create a Web Form that contains a text box named txtDate. You want the text box to allow users to enter any valid date. You need to use an ASP.NET validation control to ensure that only valid date values are submitted to the server. What should you do?

- A. Add a CompareValidator control to the Web Form. Set its ControlToValidate property to txtDate. Set its Type property to Date. Set its Operator property to DataTypeCheck.
- B. Add a RangeValidator control to the Web Form. Set its ControlToValidate property to txtDate. Set its Type property to Date. Set its MinimumValue property to 01/01/1900 and its MaximumValue to the current date.
- C. Add a CustomValidator control to the Web Form. Set its ControlToValidate property to txtDate. Write a function in the partial class that verifies the values as dates and returns a Boolean variable. Set the CustomValidators ClientValidationFunction to the name of your function.
- D. Add a RegularExpressionValidator control to the Web Form. Set its ControlToValidate property to txtDate. Set the ValidationExpression property to ensure that the users input follows the format of nn-nn-nnnn, where n represents a number from 0 through 9.

Answer: A

Explanation:

The best way to verify the user entered a valid date is to use a CompareValidator to perform a data type check.

B,C,D The other validation controls could be used for the check but do not represent the most efficient and intuitive method.

QUESTION 21:

You create a Web Form that contains a button named btnCancel that enables users to exit the page. When users click this button, validation must not occur. During testing you learn that clicking the Cancel button does not enable users to exit the page. You need to ensure that users can always exit the page. What should you do?

- A. Set the Enabled property of the validation controls on the Web Form to False.
- B. Set the CausesValidation property of the btnCancel button to False.
- C. Set the CausesValidation property of the btnCancel button to True.
- D. Set the Visible property of the validation controls on the Web Form to False.

www.professionallearn.com

Professional Learn Center

www.professionallearn.com

Answer: B

Explanation:

Setting the CausesValidation property to false will bypass validation and allow the page to exit as desired.

A disabling the validation controls will have a negative impact because the validations will never occur under any circumstances.

C The CausesValidation property is by default true anyway.

D Making the validation controls visible will make no difference.

QUESTION 22:

You create a master page named Template.master. Template.master contains the following ContentPlaceHolder server controls.

```
<asp:contentplaceholder id="area1" runat="server"/>
```

```
<asp:contentplaceholder id="area2" runat="server"/>
```

You also create 10 Web Forms. The Web Forms reference Template.master as their master page. Each Web Form has the following Content controls that correspond to the ContentPlaceHolder controls in Template.master.

```
<asp:Content ContentPlaceHolderID="area1" Runat="Server"/>
```

```
<asp:Content ContentPlaceHolderID="area2" Runat="Server"/>
```

You need to configure the Web pages so that default content will be shown in the area2 ContentPlaceHolder control whenever a Web Form does not provide that content.

What should you do?

A. Move default content inside area2 in Template.master. Remove area2 from Web Forms that do not provide content.

B. Move default content inside area2 in Template.master. Leave area2 blank in Web Forms that do not provide content.

C. Move default content inside area2 in the Web Forms. Remove area2 from Template.master.

D. Create an additional ContentPlaceHolder control in Template.master named area2default. Place default content inside area2default. Remove area2 from Web Forms that do not provide content.

Answer: A

<http://www.professionallearn.com>

www.professionallearn.com

Explanation:

A placing the default content within area 2 of the master page will result in the default content being displayed in any form that does not override content for area 2.

B Leaving area 2 blank will result in the default content being overridden.

C The default content should be placed centrally in one place i.e the master page.

D This will result in the default content being displayed under all circumstances

QUESTION 23:

Exhibit:

Professional Learn Center



You are creating a composite control for capturing user address information in a Web application. You define a number of properties that the user can set at design time. You need to group these properties in the Properties dialog box. In addition, you need to ensure that when users click on a particular property, they receive a short explanation of that property. The properties are shown in the exhibit. Which two actions should you perform? (Each correct answer presents part of the solution. Choose two.)

A. Attach the Category attribute class to the controls class definition. Set its value to

www.professionallearn.com

Professional Learn Center

www.professionallearn.com

UserAddress. Mark the class as public.

B. Attach theBrowsable attribute class to each property in the group. Set its value to True. Mark the property as private.

C. Attach the Category attribute class to each property in the group. Set its value to UserAddress. Mark the property as public.

D. Attach the Description attribute class to each property in the group. Set each value to a description of the given property.

E. Attach the DefaultProperty attribute class to each property in the group. Set each value to a description of the given property. Answer: C,D

Explanation:

To group the properties, use the category attribute. The description attribute allows for a short description to be against each property. The properties must be public.

A The Category attribute needs to go against each property not the class. The class can have many properties that belong to different categories.

BBrowsable attribute controls whether a property appears within the properties window. E the DefaultProperty attribute as its name suggests defines the default property of a component, it has no bearing on the category or the descriptions.

QUESTION 24:

You want to enable users of a Web application to modify the Web application's UI and behavior. These modifications must be maintained at the user level so that when users return to the Web application, the changes are still in effect. You need to achieve this goal by using the minimum amount of custom code. What should you do?

A. Persist control data by using view state.

B. Use Web Part controls.

C. Maintain a profile for each user.

D. Enable session state on the Web application.

Answer: B

Explanation:

Using Web Parts and the portal framework support this degree of personalisation with minimum effort.

A,D Persisting control and session data is only a small part of achieving the desired goals. They would not deliver the customisable behaviour and UI that is required.

C Maintaining a profile for each user would again address part of the requirement, but it would require lots of custom coding to implement the requirements in full.

QUESTION 25:

You create a Web application for Certkiller .com's intranet. You want to enable users to

www.professionallearn.com

Professional Learn Center

www.professionallearn.com

customize their versions of the intranet home page. You create sections of content as Web Parts. You need to ensure that users can customize content at any time. Which two code segments should you use? (Each correct answer presents part of the solution. Choose two.)

- A. `<asp:ConnectionsZone ID="ConnectionsZone1" Runat="server"> <ConnectVerb Enabled="true" /></asp:ConnectionsZone>`
- B. `<asp:CatalogZone ID="CatalogZone1" Runat="server"> <ZoneTemplate>`
`<asp:PageCatalogPart Runat="server" ID="PageCatalogPart1" />`
`</ZoneTemplate></asp:CatalogZone>`
- C. `<asp:WebPartZone ID="WebPartZone1" Runat="server"> <ZoneTemplate>`
`</ZoneTemplate></asp:WebPartZone>`
- D. `<asp:ProxyWebPartManager ID="ProxyWebPartmanager1" Runat="server" />`

Answer: B,C

QUESTION 26:

You create a Web Form. The Web Form contains two Web Parts named CustomerPart and OrdersPart. CustomerPart contains a drop-down list of customers. OrdersPart contains a list of orders that a customer has placed. You need to create a static connection between CustomerPart and OrdersPart. When a user selects a customer from CustomerPart, OrdersPart must update. Which four actions should you perform? (Each correct answer presents part of the solution. Choose four.)

- A. Add the ConnectionProvider attribute to OrdersPart.
- B. Add the ConnectionProvider attribute to CustomerPart.
- C. Add the ConnectionConsumer attribute to CustomerPart.
- D. Add the ConnectionConsumer attribute to OrdersPart.
- E. Add OrdersPart and CustomerPart to the WebParts directory.
- F. Add OrdersPart and CustomerPart to the AppCode directory.
- G. Declare the connections within a StaticConnections subtag of a WebPartZone class.
- H. Declare the connections within a StaticConnections subtag of a WebPartManager class.
- I. Define an interface specifying the methods and properties that are shared between the Web Parts.

Answer: B,D,H,I

QUESTION 27:

You develop a Web application that contains two master pages. You need to dynamically

www.professionallearn.com

Professional Learn Center

www.professionallearn.com

set the master page when a user views pages in the application. What should you do?

- A. Set Page.MasterPageFile in the Page's PageInit event.
- B. Set Page.MasterPageFile in the Page's OnInit event.
- C. Set Page.MasterPageFile in the Page's PageLoad event.
- D. Set Page.MasterPageFile in the Page's PagePreInit event.

Answer: D

Explanation:

the PagePreInit event occurs sufficiently early in the page life cycle to set the master page. The other events occur too late, the master and content pages will have already merged into a single entity.

QUESTION 28:

You have a Web application that is configured for personalization. You need to access personalization data from one of the pages of the Web application by using the minimum amount of administrative effort. What should you do?

- A. Access the personalization data from the Session property of the HttpContext object.
- B. Access the personalization data from the Application property of the HttpContext object.
- C. Access the personalization data from the Cache property of the HttpContext object.
- D. Access the personalization data from the Profile property of the HttpContext object.

Answer: D

Explanation:

Personalisation data is made available through the Profile property of the HttpContext object.

A The session can be used to store personalisation but it is not necessary as asp.net 2 provides a dedicated personalisation framework.

B The Application property is of the incorrect scope i.e app scope rather than user scope. C The Cache property is used to store data that can be reused later.

QUESTION 29:

You create a Web Form. The Web Form allows users to recover their passwords. You add a PasswordRecovery server control by using the following code segment.

```
<asp:PasswordRecovery runat="server"/>
```

You need to ensure that the server control generates a new password and sends it by e-mail to the users e?mail address. Which two actions should you perform? (Each correct

www.professionallearn.com

Professional Learn Center

www.professionallearn.com

answer presents part of the solution. Choose two.)

- A. Create a valid <smtp> definition in the Web.config file.
- B. Set the passwordFormat attribute of the configured membership provider to Encrypted.
- C. Ensure that the enablePasswordRetrieval attribute of the configured membership provider is set to False.
- D. Ensure that the enablePasswordRetrieval attribute of the configured membership provider is set to True.

Answer: A,C

QUESTION 30:

You create a Web site with membership and personalization enabled. You must use an existing CRM database for storing the membership information. You need to implement the Membership Provider. What should you do?

- A. Modify the connection string in the Web.config file to connect to the CRM database.
- B. Add new a SqlMembershipProvider to the Web.config file.
- C. Create a custom Membership Provider inheriting from MembershipProvider.
- D. Create a custom MembershipUser inheriting from MembershipUser.

Answer: C

Explanation:

For membership and personalisation framework to integrate with a custom data store, It is necessary to create a custom MemberShipProvider by inheriting from MembershipProvider.

A This will not enable that the personalisation framework to work with the CRM database. A Membership Provider is required.

B SqlMemberShipProvider works with a SQL server database. The question does not state the CRM system uses SQL server.

D MemberShipUser is used to represent a single user. It is not concerned with being a data provider.

QUESTION 31:

You create an intranet Web site for management of project documents. You need to enable all users to browse documents on the site. Only members of the administrators group must be able to upload files. Which code segment of the Web.config file should you use?

- A. <allow verbs="GET" users="*" /><deny verbs="POST" users="*" /><allow

www.professionallearn.com

Professional Learn Center

www.professionallearn.com

verbs="POST" roles="Administrators" />

B. <allow roles="Administrators" /><deny users="*" />

C. <allow users="Administrators" /><allow users="*" />

D. <allow verbs ="POST" roles="Administrators" /><deny verbs="POST" users="*" /><allow verbs="GET" users="*" />

Answer: D

Explanation:

GET should be allowed for all users so they can all view documents. Uploading can be controlled by the POST verb it should be denied for all users and then enabled for Administrators.

A The order is incorrect. The denying of the POST for all users will override the previous issued allow. Nobody will be able to upload.

B,C Simply allow or deny everything based upon user or role. They do not differentiate between browsing documents and uploading them. This is possible with allowing or denying GET or POST verbs.

QUESTION 32:

You deploy Certkiller .coms Internet Web site. You need to deny anonymous access to the Web site, allowing only authenticated users. Which code segment should you use?

A. <authorization> <allow users="?" /> </authorization>

B. <authorization> <deny users="?" /> </authorization>

C. <authorization> <deny users="*" /> </authorization>

D. <authorization> <allow users="*" /> </authorization>

Answer: B

Explanation:

Use the authorisation element in the configuration file to deny all unauthenticated users (represented by ?).

A Allows unauthenticated users access. C

Denies all users.

D Allows all users.

QUESTION 33:

You create a Web site. At the top of every page on the site is the following code segment.<% @ OutputCache Duration="60" VaryByParam="none" %>You need the pages to display the current user's name at the top without turning off the output cache. Which control should you use?

www.professionallearn.com

Professional Learn Center

www.professionallearn.com

- A. AccessDataSource
- B. Localize
- C. ImportCatalogPart
- D. Substitution

Answer: D

Explanation:

The Substitution control can be used to specify areas of a page that are exempt from caching i.e are rendered dynamically.

A AccessDataSource is used to communicate with a Ms Access database.

B The Localize control is used to create an area on a web page to display localized static text.

C ImportCatalogPart imports a description file for a web part control, so that it can have default settings when inserted into the page.

QUESTION 34:

You copy a Web site from a development site to a staging site. You do not have the Web site in a source control application. Another developer begins to fix bugs on the staging site while the development team adds features on the development site. You need to synchronize the development site and the staging site and copy the latest version of each file to both locations. What should you do?

- A. Use the Copy Web tool.
- B. Create a Web Setup project.
- C. Use the Publish Web tool.
- D. Use the command line to XCOPY the files.

Answer: A

Explanation:

The Copy Web site tool can be used to synchronise web sites. It can compare and take the latest version of each file.

B,C Both web setup projects and the publish web tool are suitable for deploying a website for production. In this case a synchronisation is required within the staging and development environments.

D It is possible to synchronise the websites with XCOPY, however the copy web site tool is the more intuitive and appropriate. It is designed for this specific job, works with a greater number of protocols and will synchronise both ways.

QUESTION 35:

You create a Web site for a customer. You need to deploy the Web site to the customers

www.professionallearn.com

Professional Learn Center

www.professionallearn.com

server without any of the source files for the Web site. You do not want the customer to be able to update any of the static pages on the Web site. Which tool should you use?

- A. aspnetcompiler.exe
- B. InstallUtil.exe
- C. CSC.exe
- D. aspnetwp.exe

Answer: A

Explanation:

aspnetcompiler.exe will can compile a web site into an assembly removing all source code files in the process.

B InstallUtil.exe is used to manually install windows services.

C csc.exe is the C# command line compiler. It operates on .cs files.

D Aspnetwp.exe is the worker process that processes incoming web requests.

QUESTION 36:

Every morning, you inspect Certkiller .com's development and staging servers. You do this to ensure that the servers have the same versions of all files in your Web application. For security reasons, you can only access the staging server through FTP. You need to synchronize files from the staging server so that the staging server matches the development server. You want to achieve this goal by using the minimum amount of administrative effort. Which tool should you use?

- A. FTP
- B. XCOPY
- C. the Publish Web tool
- D. the Copy Web tool

Answer: D

Explanation:

The copy web tool can synchronise web sites and is compatible with FTP.

QUESTION 37:

You create a large, n-tier Web application that has a custom event tracking system. You need to create a custom event type that enables your event tracking system to record all relevant event details for all types of events. The events must be stored in Microsoft SQL Server. From which base type should your custom event type inherit?

- A. IWebEventCustomEvaluator

www.professionallearn.com

- B. WebEventProvider
- C. WebBaseEvent
- D. WebAuditEvent

Answer: C

QUESTION 38:

Your team creates a Web site. The Web site needs to be deployed to a staging server for performance testing. You plan to make a number of performance enhancements and then retest. You need to compile and copy the Web site to the staging server. What should you do?

- A. Write a batch file that uses aspnetcompiler.exe.
- B. Write a batch file that uses InstallUtil.exe.
- C. Write a batch file that uses Csc.exe.
- D. Write a batch file that uses aspnetwp.exe.

Answer: A

Explanation:

aspnetcompiler.exe can compile and copy the website to the staging server. B InstallUtil.exe is used to install windows services manually.

C Csc.exe is the C# compiler, it could be used as part of a batch file to complete some elements of the task but it would be a much more complicated solution.

D aspnetwp.exe is the worker process that processes incoming web requests.

QUESTION 39:

You create a Web application. You need to turn on Tracing for a page that is not performing well. You must store the trace information in a database for reporting and trending. Which two actions should you perform? (Each correct answer presents part of the solution. Choose two.)

- A. Add a TraceContextEventHandler to the Trace.TraceFinished event to add the trace records into the database.
- B. Add a system.diagnostics section to the Web.config file. Then add a listener to the new section.
- C. Use the System.Diagnostics.Trace object to connect to a database. Then insert the trace records.
- D. In the PageLoad for the page, place the Trace.Write call into a SQL INSERT statement.

Answer: A,B

Professional Learn Center

www.professionallearn.com

QUESTION 40:

You are creating a custom control. The UI of the control must contain several text boxes and two buttons. The control must be available in the global assembly cache for reuse across multiple Web applications. You need to achieve this functionality by using the minimum amount of code. What should you do?

- A. Create a control that derives from `System.Web.UI.Control`.
- B. Create a control that derives from `System.Web.UI.WebControls.CompositeControl`.
- C. Create a control that derives from `System.Web.UI.WebControls.WebControl`.
- D. Create a control that derives from `System.Web.UI.UserControl`.

Answer: B

QUESTION 41:

You create a Web server control named `ContosoControls`. You add a Web custom control named `ContosoMailer` to it. You then distribute the Web Control Library files to your team. You need to provide your team with the correct procedure for adding the Web Control Library to the items in the toolbox of Microsoft Visual Studio .NET. Which procedure should you provide to the team?

- A. Within the toolbox, click `Choose Items` and then browse to and select the `ContosoControls` user control.
- B. Within the toolbox, click `Choose Items` and then browse to and select the `ContosoMailer` user control.
- C. Right-click `Web Project`, click `Add Reference`, and then browse to and select the `ContosoControls.dll` file.
- D. Within the toolbox, click `Choose Items` and then browse to and select the `ContosoControls.dll` file.

Answer: D

Explanation:

The web server controls will have been compiled into `contosocontrols.dll`. To the controls to the toolbox click `choose items` and select the DLL.

A `ContosoControls` is not a user control, it is a web server control library.

B The `ContosoMailer` control is only visible through the control library it is contained in and not directly.

C Adding a reference to the project allows .net to call 3rd party executables\assemblies. It will not add the controls to the toolbox.

QUESTION 42:

www.professionallearn.com

You are creating a templated Web control for use in your Web application. You need to add the Web control to your Web application pages without compiling your control into a .dll file. What should you do?

- A. Ensure that the Web control inherits from the WebControl class.
- B. Ensure that the Web control inherits from the Control class.
- C. Ensure that the Web control inherits from the CompositeControl class.
- D. Ensure that the Web control inherits from the UserControl class.

Answer: D

Explanation:

UserControls are not compiled into a DLL but are stored in a ascx file.

A classes derived from WebControl are used for custom server controls that have an associated UI, they are compiled into a DLL.

B The control class is a base class for custom server controls that do not have an associated UI.

C CompositeControl is ideal for composing a server control from one or more other controls. It is again compiled into a DLL.

QUESTION 43:

You are developing a Web control. The Web control captures user address information in a Web application. You create a class named AddressControl that inherits from CompositeControl. This control consists of child controls. You need to ensure that the child controls are properly output to the browser. Developers using your control must be able to set the appropriate text for labels. In addition, they must be able to pull user address information from the associated text boxes during postback. What should you do?

- A. Override the EnsureChildControls method of the base class. Add the child controls to the base container.
- B. Override the CreateControlCollection method of the base class. Add the child controls to the ControlCollection class.
- C. Override the CreateChildControls method of the base class. Add the child controls to the base container.
- D. Override the DataBindChildren method of the base class. Add the child controls to the ControlCollection class.

Answer: C

QUESTION 44:

Professional Learn Center

Exhibit

www.professionallearn.com

Add Connection

Enter information to connect to the selected data source or click "Change..." to choose a different data source and/or provider.

Data source:
Microsoft SQL Server (SqlClient)

Server name:

Log on to the server

Use Windows Authentication
 Use SQL Server Authentication

User name:
Password:
 Save my password

Connect to a database

Select or enter a database name:

Attach a database file:

Logical name:

<http://www.professionallearn.com>

www.professionallearn.com

You are developing a Web application. The Web application uses a GridView control to display data. You build your Web Forms for the Web application by dragging and dropping tables from the Data Connections tree in Server Explorer. You need to add a connection to your data by using the Add Connection dialog box as shown in the exhibit. During the process, you need to configure the .NET Data Provider that you use to create the data source objects. What should you do?

- A. Right-click the connection, and click Properties. Modify the Provider property of the data connection.
- B. Click the Change button, and change the data provider for the selected data source.
- C. Click the Advanced button, and change the Data Source property to the target provider.
- D. Click the Advanced button, and change the Application Name property to the target provider.

Answer: B

Explanation:

Within the add connection dialog, clicking the change button allows the data provider to be set.

QUESTION 45:

You create a Web site that is for members only. The behavior of the Web site changes according to the role of the user. The Web site uses the ASP.NET Membership control for creation of user accounts. You need to find out whether a user is a member of a particular role. What should you do?

- A. Pass the user names and passwords to Membership.ValidateUser.

Professional Learn Center

www.professionallearn.com

- B. Pass the role names to User.IsInRole.
- C. Pass the role names to Roles.RoleExists.
- D. Pass the user names to Membership.GetUser.

Answer: B

Explanation: the User.IsInRole method should be used to test if a user belongs to a role.

A Membership.ValidateUser is used to authenticate a user.

C Roles.RoleExists simply tests if a role exists. It is not in the context of any user. D

Membership.GetUser gets a users details from the data source.

QUESTION 46:

You are developing a Web application. The Web application uses the following code segment to connect to a database.conn.

```
ConnectionString = "Server=(local); " & "Initial Catalog= Certkiller ;  
Integrated Security=SSPI;"
```

You create logins in Microsoft SQL Server for each user of the Web application. When you run the Web application, you receive the following error message.

"Login failed for user 'COMPUTERNAME\ASPNET'."

You need to resolve this error. Which two actions should you perform? (Each correct answer presents part of the solution. Choose two.)

- A. In IIS, deny anonymous access.
- B. In the Web.config file, enable impersonation.
- C. In IIS, allow anonymous access.
- D. In the Web.config file, disable impersonation.
- E. In the Web.config file, set the authentication mode to Windows.

Answer: A,B

Explanation:

Denying anonymous access and enabling impersonation will result in asp.net processing each request under the credentials of the requestor. As SQL server accounts exist for every user of the web application, asp.net will always be able to log on.

C allowing anonymous access will result in requests being processed under the ASPNET account. The ASPNET account will not have access to the SQL server database.

D Disabling impersonation will mean that asp.net cannot take on the credentials of the requestor. The intention is that the web application users log on to SQL server with their own credentials.

E the question implies forms authentication is being used and not windows.

QUESTION 47:

www.professionallearn.com

Professional Learn Center

www.professionallearn.com

You are using the ASP.NET membership APIs to manage user accounts for a Web site. The Web.config file contains the definition for the membership provider. After modifying the Web.config file to enable password recovery, you create a PasswordReset.aspx file. You need to enable users to reset their passwords online. The new passwords must be sent to them by e-mail after they have logged on through the Login.aspx page. In addition, users must be required to answer their secret questions before resetting their passwords. Which code logic should you use?

- A. Add a PasswordRecovery element to the PasswordReset.aspx file and configure it.
- B. Modify the PageLoad to set the Membership.EnablePasswordReset to True in the PasswordReset.aspx file.
- C. Add a ChangePassword element to the PasswordReset.aspx file and configure it.
- D. Modify the Login.aspx form to include a Required Field validator on the secret question answer text box. Then redirect users to the PasswordReset.aspx file.

Answer: A

Explanation:

The PasswordRecovery control provides an out of the box solution for the common issue of resetting and/or recovering a forgotten password.

B EnablePasswordReset property is read-only when accessed through the membership api, it controls whether the membership services will allow a password reset. It can be set in the membership provider definition in the web.config file.

C The ChangePassword control enables a user to change their password, it is different to password recovery.

D This will not allow for recovery of the password.

QUESTION 48:

You create a Web site that you must copy from a development server to a testing server, along with all source files. You do not have terminal access to the testing server. You need to create the virtual directory. Then you must copy the Web site to the virtual directory on the testing server without precompiling the site. What should you do?

- A. Use the Publish Web tool.
- B. Use the Copy Web tool.
- C. Use the command line to XCOPY the files.
- D. Create a Web Setup project.

Answer: B

Explanation:

The copy web tool allows for a web site to be copied to a virtual directory on the target

www.professionallearn.com

Professional Learn Center

www.professionallearn.com

server. It also allows for the source code to be copied.

A The publish web tool will compile the site and not include any source code.

C XCOPY will work with physical directories and not virtual ones.

D A web setup project is used to create an installer for the web site. It will not include any source code.

QUESTION 49:

You are creating a mobile Web Form that displays Certkiller .com's logo. The Web Form contains the following image control. `<mobile:Image ID="ImageLogo" runat=server ImageURL="logo-bw.gif"></mobile:Image>` You need to display the logo in black and white on devices that do not support color. In addition, you need to display the logo in color on devices that support color. Which two actions should you perform? (Each correct answer presents part of the solution. Choose two.)

A. Add a method to the code-behind file named `isColor`. Ensure that it returns a Boolean value and takes an instance of the `MobileCapabilities` class and a string.

B. Add a method to the code-behind file named `isColor`. Ensure that it uses the `MobileCapabilities` class and returns a string indicating the URL of the image to display.

C. Add the following code segment between your image control definition tags.

```
<DeviceSpecific> <Choice Filter="isColor" ImageURL="logo-color.gif" /></DeviceSpecific>
```

D. Add the following node to the `deviceFilters` element within the `Web.config` file. `<filter name="isColor" compare="IsColor" argument="true" />`

Answer: A,C

QUESTION 50:

You create a mobile Web application. You need to use a Command control to post user input from the UI elements back to the server. What are two possible ways to achieve this goal? (Each correct answer presents a complete solution. Choose two.)

A. Place the Command control within an instance of the `System.Web.UI.MobileControls.SelectionList` control.

B. Place the Command control within an instance of the `System.Web.UI.MobileControls.ObjectList` control.

C. Place the Command control within an instance of the `System.Web.UI.MobileControls.Form` control.

D. Place the Command control within an instance of the `System.Web.UI.MobileControls.Panel` control.

Answer: C,D

www.professionallearn.com

Professional Learn Center

www.professionallearn.com

Explanation:

Both the form and panel mobile controls allow controls to be grouped together and posted back to the server.

A,B These list controls are used to show a list of items in a tabular or dropped down list format.

QUESTION 51:

You create a Web application. The Web application enables users to change fields in their personal profiles. Some of the changes are not persisting in the database. You need to raise a custom event to track each change that is made to a user profile so that you can locate the error. Which event should you use?

- A. WebAuditEvent
- B. WebEventManager
- C. WebBaseEvent
- D. WebRequestEvent

Answer: C

QUESTION 52:

You are deploying a Web site to a server managed by a hosting company. The only access you have to the server is through FTP. You need to precompile and deploy the Web site without its source files. What should you do?

- A. Use the Copy Web tool.
- B. Use the Publish Web tool.
- C. Use XCOPY.
- D. Use the Web Setup project Installer.

Answer: B

Explanation:

The publish web tool is compatible with FTP and can compile the source files and deploy the website without any source files.

A,C The copy web tool and XCOPY do not take care of compilation. They can copy a website to a destination server.

D The web setup project installer is used to create a setup program for a website. It is not compatible with FTP.

QUESTION 53:

www.professionallearn.com

You are working with a team of developers on a Web site. You copy the Web site from the staging server to work on it locally. While making changes, you create new C# source code files and delete old ones. You need to ensure that your changes propagate to the staging server without affecting any files that you have not modified. Which tool should you use?

- A. XCOPY
- B. the Copy Web tool
- C. the Publish Web tool
- D. a Web Setup project

Answer: B

QUESTION 54:

You create a Web application to process XML documents. The Web application receives XML document files from several sources, reads them, and stores them in a Microsoft SQL Server database. The Web application parses all incoming data files to ensure that they conform to an XML schema. You need to find all validation errors in the XML document. What should you do?

- A. Load the XML data by using an instance of the XmlDocument class and specify a location for the application schema.
- B. Configure the ValidationEventHandler in the XmlReaderSettings of the XmlReader object.
- C. Read the XML file into a DataSet object and set the EnforceConstraints property to True.
- D. Read the XML file into a DataSet object. Handle the DataSet.MergeFailed event to parse the data that does not conform to the XML schema.

Answer: B

Explanation:

the XmlReader object via its XmlReaderSettings can be configured to raise an event when there is a schema validation error.

A XmlDocument could be used to read and validate the document. However it would incur extra overhead. Editing of the document is not required hence XmlReader is a better and faster solution.

C The EnforceConstraints property of the dataset will enforce data integrity constraints to the DataTables within the dataset. E.g unique, foreign key etc. They do not support validation against a XML schema.

D The MergeFailed event is raised when DataRow objects are merged together from two different sources and a failure results due to a key violation for example.

QUESTION 55:

You are creating a Web application that will run on an intranet. The Web application reads comma-delimited text files. The text files reside in a subdirectory below the Web application's root directory. Users must not be able to navigate directly to these files in a Web browser unless they are members of the Accounting role. You need to write an ASP.NET HTTP handler that will use the FileAuthorizationModule class. Which form of authentication should you use?

- A. Anonymous
- B. Certificate
- C. Forms
- D. Microsoft Windows Integrated Security

Answer: D

Explanation:

Windows integrated security is ideal for intranet applications because the users will have already been authenticated. The requirement of only allowing specific roles access to certain directories is easily supported.

A anonymous access will mean that all users are processed under the same credentials (ASPNET) by asp.net. Hence it is not possible to perform any security or conditional processing based upon the context of the user.

B It is not necessary to vouch for the identity of the client with a certificate because the client is running within a secure intranet environment.

C Forms authentication could be used but is unnecessary in this instance because the application is an intranet application and users have already authenticated.

QUESTION 56:

You create a Web Form. The Web Form allows users to log on to a Web site. You implement the login logic using a Login control named Login1. The membership data for the application is stored in a SQL Express database in the AppData directory. You need to configure your application so that the membership data is stored in a local Microsoft SQL Server database. You add the following code segment to the Web.config file.

```
<membership defaultProvider="MySQLProvider">
<providers>
<add name="MySQLProvider" type="System.Web.Security.SqlMembershipProvider,
System.Web, Version=2.0.0.0, Culture=neutral, PublicKeyToken=b03f5f7f11d50a3a"
connectionStringName="MySQLProviderConnection"/>
</providers></membership>
```

Professional Learn Center

www.professionallearn.com

Which two additional actions should you perform? (Each correct answer presents part of the solution. Choose two.)

- A. Use Aspnetregsql.exe to create the Microsoft SQL Server database.
- B. Set Login1's MembershipProvider property to MySQLProviderConnection.
- C. Add the following code segment to the Web.config file. <connectionStrings> <add name="MySQLProviderConnection" connectionString="valid connection string" /></connectionStrings>
- D. Add the following code segment to the Web.config file. <appSettings><add key="MySQLProviderConnection" value="valid connection string" /></appSettings>
- E. In the ASP.NET configuration settings within IIS, ensure that Role Management Enabled is selected.
- F. Use the Web Site Administration Tool to select AspNetSqlMembershipProvider as the membership provider for your application.

Answer: A,C

Explanation:

A,C aspnetregsql.exe will create the database within SQL Server that is necessary to support the asp.net membership services. It is also required to define the connection string name that is referenced inside the providers configuration, inside the connectionstrings section of the web.config file.

B MySQLProviderConnection is a connection string and not a Membership Provider.

D Connections Strings should go within the connectionStrings section of the web.config file and not the appSettings section.

E Enabling role management has nothing to do with where it will be stored.

F SqlMemberShipProvider allows membership services to operate with an SQL server database. This is not necessary because this has already been configured manually in the web.config file.

QUESTION 57:

You create a Web site. The Web site has many predefined roles and associated users that will be used for security purposes. You need to manage these roles and user accounts. Which tool should you use?

- A. the Microsoft .NET Framework Configuration tool
- B. the Code Access Security Policy tool
- C. the ASP.NET IIS Registration tool
- D. the Web Site Administration Tool

Answer: D

Explanation:

www.professionallearn.com

Professional Learn Center

www.professionallearn.com

The web site administration tool can be used to manage users and roles. A
The .net Framework configuration tool is used to
B The Code Access Security Policy tool is user to set the policy used for CAS.

QUESTION 58:

You are creating a Web Form. The Web Form allows users to select a category from a DropDownList control. Valid categories are stored in a database table. A SqlDataSource control retrieves the category data. You set the SelectQuery property of the SqlDataSource control by using the following code segment.

```
SELECT [CategoryID], [CategoryName] FROM [Categories]
```

You need to bind the DropDownList control to the data source control so that the category name is displayed to the user. The ID of the category must be stored as the user's selected item. Which three actions should you perform? (Each correct answer presents part of the solution. Choose three.)

- A. Set the DataSourceID property of the DropDownList control to the identifier of the SqlDataSource control.
- B. Set the DataMember property of the DropDownList control to the identifier of the SqlDataSource control.
- C. Set the DataValueField property of the DropDownList control to CategoryID.
- D. Set the DataTextField property of the DropDownList control to CategoryName.
- E. Set the DataValueField property of the DropDownList control to CategoryName.
- F. Set the DataTextField property of the DropDownList control to CategoryID.

Answer: A,C,D

Explanation:

The DropDownList has to be associated with a data source.

B it is not necessary to use the DataMember property because the control is not binding to a DataSet that contains many DataTables. The DataTextField and DataValueField of the control should be set so that the key or id field is mapped to the DataValueField whilst the descriptive field is mapped to the DataValueField.

E,F This is the incorrect combination. The categoryName will become the value in the list and categoryId will become the description.

QUESTION 59:

You write a logging function for a Web Form. You call the logging function from the PageUnload event handler. You test the Web Form and notice that the PageUnload

www.professionallearn.com

Professional Learn Center

www.professionallearn.com

event handler does not call the logging function. You need to ensure that the logging function is called. What are two possible ways to achieve this goal? (Each correct answer presents a complete solution. Choose two.)

- A. Set the Page attribute to `AutoEventWireup="False"`. Remove the attribute `onunload="PageUnload"` from the Web Form element.
- B. Set the Page attribute to `AutoEventWireup="False"`. Add the attribute `OnUnload="PageUnload"` to the Web Form element.
- C. Set the Page attribute to `AutoEventWireup="False"`. Add the Web Form attribute `autocomplete=on`.
- D. Set the Page attribute to `AutoEventWireup="True"`.

Answer: B,D

QUESTION 60:

You develop a Web application. Your application contains two settings in the Web.config file. You deploy your application to production. You need to modify the application settings in the production environment without manually editing the XML markup in the Web.config file. What should you do?

- A. Modify the application settings by using the Web Site Administration Tool.
- B. Modify the application settings by using the Visual Studio property page editor for the project.
- C. Modify the application settings by using the resource editor.
- D. Modify the application settings by using the Visual Studio start options editor.

Answer: A

Explanation:

The web site administration tool provides an intuitive and user friendly way of making configuration changes that are reflected in the web.config file.

QUESTION 61:

You create a Web Form for the acceptance of donations. Users type donation amounts by using a TextBox control named `txtAmount`. The donation amount must be between 10 dollars and 10,000 dollars. You add the following `RequiredFieldValidator` and `RangeValidator`.

```
<asp:RangeValidator ID="valAmount" runat="server" ControlToValidate="txtAmount"
```

www.professionallearn.com

Professional Learn Center

www.professionallearn.com

```
ErrorMessage="The valid range is 10 to 10000" MaximumValue="10000"  
MinimumValue="10" Type="Currency">  
</asp:RangeValidator><asp:RequiredFieldValidator ID="valAmountRequired"  
runat="server" ControlToValidate="txtAmount" ErrorMessage="Please enter a value">  
</asp:RequiredFieldValidator>
```

During testing you learn that when users fail to enter values before submitting the Web Form to the server, the message "Please enter a value" appears, as shown below.

You need to ensure that the message appears immediately following the txtAmount TextBox control without extra spaces. What should you do?

- A. In the RangeValidator, set the Display property to Dynamic.
- B. In the RangeValidator, set the Display property to Static.
- C. In the RequiredFieldValidator, set the Display property to Dynamic.
- D. In the RequiredFieldValidator, set the Display property to Static.

Answer: A

Explanation:

B,C,D These are settings relating to the development environment and not the settings of the web site

QUESTION 62:

You create a Web Form. You need to add controls that use adaptive rendering to display content. The type of content rendered must depend on the device that is requesting the page. What are two possible ways to achieve this goal? (Each correct answer presents a complete solution. Choose two.)

- A. Add custom controls that emit XHTML to the Web Form.
- B. Add custom controls that emit WML to the Web Form.
- C. Add mobile controls to the Web Form.
- D. Add Web server controls to the Web Form.

Answer: B,D

Explanation:

Answer B is correct because WML adapter classes can be used to render ASP.NET mobile Web Forms pages.

www.professionallearn.com

Answer C would be incorrect because Visual Studio simply doesn't let you add Mobile Controls to a Web Form. These type of controls can only be added to Mobile Forms.

QUESTION 63:

You have an SQL query that takes one minute to execute. You use the following code segment to execute the SQL query asynchronously. `IAAsyncResult ar = cmd.BeginExecuteReader();` You need to execute a method named `DoWork()` that takes one second to run while the SQL query is executing. `DoWork()` must run as many times as possible while the SQL query is executing. Which code segment should you use?

- A. `while (ar.AsyncWaitHandle == null) { DoWork();} dr = cmd.EndExecuteReader(ar);`
- B. `while (!ar.IsCompleted) { DoWork();} dr = cmd.EndExecuteReader(ar);`
- C. `while (Thread.CurrentThread.ThreadState == ThreadState.Running) { DoWork();} dr = cmd.EndExecuteReader(ar);`
- D. `while (!ar.AsyncWaitHandle.WaitOne()) { DoWork();} dr = cmd.EndExecuteReader(ar);`

Answer: B

Explanation:

The `DoWork` method should be called repeatedly until the asynchronous call has not completed. Once the asynchronous call completes the `End...` method should be called as is required in the asynchronous programming model.

A this will result in an infinite loop because `ar.AsyncWaitHandle` will always have a value.

C this will result in an infinite loop because the current thread is always running. Nowhere is the current thread paused or stopped.

D `DoWork` will run in a synchronous manner once the asynchronous call has completed. This is not the intention.

QUESTION 64:

You are creating a `DataTable`. You use the following code segment to create the `DataTable`. (Line numbers are included for reference only.)

```
01 DataTable dt = new DataTable("Products");  
02 dt.Columns.Add(new DataColumn("Price", typeof(decimal)));  
03 dt.Columns.Add(new DataColumn("Quantity", typeof(Int32)));  
04 DataColumn dc = new DataColumn("Total", typeof(decimal));  
05 dt.Columns.Add(dc);
```

You need to ensure that the `Total` column is set to the value of the `Price` column multiplied by the `Quantity` column when new rows are added or changed. What should you do?

Professional Learn Center

www.professionallearn.com

- A. Add the following code segment after line 05. `dc.ExtendedProperties["Total"] = "Price * Quantity";`
- B. Add the following code segment after line 05. `dc.Expression = "Price * Quantity";`
- C. Write an event handler for the DataTable's TableNewRow event that updates the row's Total.
- D. Write an event handler for the DataTable's ColumnChanged event that updates the row's Total.

Answer: B

Explanation:

The Expression property of the DataColumn caters for automatically calculated values.

A The intention is to modify the value of the Total column not a property of the column

C Such an event handler will work but only for new rows, it will not cater for changed rows which will require another event handler. This approach becomes messy.

D This may trigger an infinite loop because updating the rows total will again trigger the ColumnChanged event.

QUESTION 65:

You are creating a Web Form. The Web Form allows users to rename or delete products in a list. You create a DataTable named dtProducts that is bound to a GridView.

DataTable has the following four rows.

```
dtProducts.Rows[0]["ProductName"] = "Soap";  
dtProducts.Rows[1]["ProductName"] = "Book";  
dtProducts.Rows[2]["ProductName"] = "Computer";  
dtProducts.Rows[3]["ProductName"] = "Spoon";  
dtProducts.AcceptChanges();
```

The user utilizes a Web Form to delete the first product. You need to set the RowStateFilter property of the DataTables DefaultView so that only products that have not been deleted are shown. To which value should you set the DataTables DefaultView.RowStateFilter?

- A. `DataViewRowState.ModifiedOriginal;`
- B. `DataViewRowState.ModifiedCurrent;`
- C. `DataViewRowState.CurrentRows;`
- D. `DataViewRowState.Added;`

Answer: C

Explanation:

The CurrentRows filter will correctly show all the original records minus the deleted ones.

www.professionallearn.com

A ModifiedOriginal will show the original version of rows that have been modified in the DataGrid.

B ModifiedCurrent will show the current version of rows that have been modified in the DataGrid.

D Added will show only new rows that have been added to the DataTable.

QUESTION 66:

You load an XmlDocument named doc with the following XML.

```
<bookstore>
<books>
<book>
<title>World Atlas</title>
/book>
<book>
<title>Dictionary</title>
</book>
</books>
</bookstore>
```

You need to use an XPath query string to select the two book nodes. Which code segment should you use?

A. XmlElement root = doc.DocumentElement;XmlNodeList nodes = root.SelectNodes(".");

B. XmlElement root = doc.DocumentElement;XmlNodeList nodes =

root.SelectNodes("book");

C. XmlElement root = doc.DocumentElement;XmlNodeList nodes = root.SelectNodes("bookstore//book");

D. XmlElement root = doc.DocumentElement;XmlNodeList nodes = root.SelectNodes("books/book");

Answer: D

Explanation:

"Books/book" is the correct query from the XML documents root element.

A,B,C the path is not relative from the documents root element.

QUESTION 67:

You create a master page named PageBase.master. The master page contains a Label control named lblTitle. You create a content page that references the master page. You need to change the Text property of the master page's lblTitle control from the content page. Which code segment should you use?

- A. Label lblTitle = (Label)Master.FindControl("lblTitle");lblTitle.Text = "Articles";
- B. Label lblTitle = (Label)Parent.FindControl("lblTitle");lblTitle.Text = "Articles";
- C. Master.Page.Title = "Articles";
- D. ((Label)Page.FindControl("lblTitle")).Text = "Articles";

Answer: A

Explanation:

The Master.FindControl method can be used to return the label control before manipulation.

B The Parent property is inherited from the Control class and returns the parent control. This will not be the master page.

C This will set the title of the master page. It does not affect the label control in any way. D This will attempt to find the control in the content page, the question states that the control exists in the master page.

QUESTION 68:

You create a master page named Article.master. Article.master serves as the template for articles on your Web site. The master page uses the following page directives.

```
<% @ Master Language="C#" Src="~/article.master.cs" Inherits="article" %>
```

You need to create a content page that uses the master page as a template. In addition, you need to use a single master page for all devices that access the Web site.

Which code segment should you use?

- A. <% @ Page Language="C#" Theme="article"%>
- B. <% @ Page Language="C#" MasterPageFile="~/article.master"%>

Professional Learn Center

www.professionallearn.com

C. <% @ Page Language="C#" ie:MasterPageFile="~/article.master"%>

D. <% @Page Language="C#" all:MasterPageFile="~/article.master"%>

Answer: B

Explanation:

The MasterPageFile attribute of the Page directive is used to set the master page for a content page.

A The theme property a content page with a particular style and look and feel. It does not associate a content page with a master page.

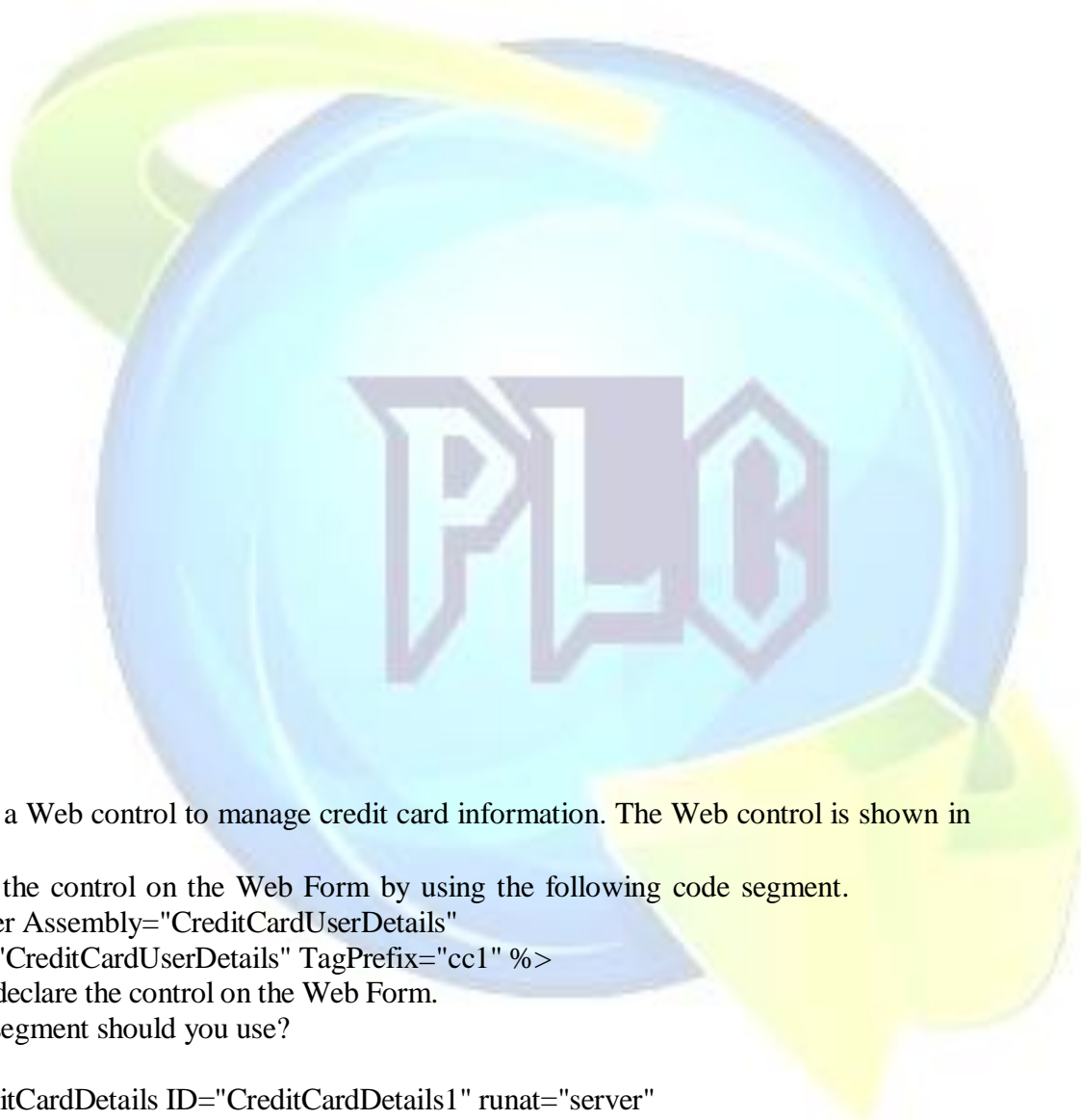
C,D no such syntax

```
Public class CreditCardDetails : CompositeControl {  
  
    private string _name = "";  
    private ITemplate _template = null;  
  
    [Bindable(true), Category("Data"),  
    Description("User name on the credit card")]  
    public string Name {  
        get {  
            EnsureChildControls();  
            return _name;  
        }  
        set {  
            EnsureChildControls();  
            _name = value;  
        }  
    }  
  
    //other properties  
  
    [Browsable(false),  
    PersistenceMode(PersistenceMode.InnerProperty),  
    TemplateContainer(typeof(CreditCardDetails))]  
    public ITemplate Template {  
        get {  
            return _template;  
        }  
        set {  
            _template = value;  
        }  
    }  
  
    protected override void CreateChildControls() {  
        if (Template != null) {  
            Controls.Clear();  
            _template.InstantiateIn(this);  
        }  
    }  
}
```

www.professionallearn.com

QUESTION 69:

Exhibit:



You develop a Web control to manage credit card information. The Web control is shown in the exhibit.

You register the control on the Web Form by using the following code segment.

```
<%@ Register Assembly="CreditCardUserDetails"  
Namespace="CreditCardUserDetails" TagPrefix="cc1" %>
```

You need to declare the control on the Web Form.

Which code segment should you use?

- A. `<cc1:CreditCardDetails ID="CreditCardDetails1" runat="server" Name="test"></cc1:CreditCardDetails><asp:TextBox ID="TxtName" runat="server" Text="<%=#CreditCardDetails1.Name%>"></asp:TextBox>`
- B. `<cc1:CreditCardDetails ID="CreditCardDetails1" runat="server" Name="<%=#Container.Name%>"></cc1:CreditCardDetails>`
- C. `<cc1:CreditCardDetails ID="CreditCardDetails1" runat="server"> <Template>
<asp:TextBox ID="TxtName" runat="server"
Text="<%=#Container.Name%>"></asp:TextBox>`

Professional Learn Center

www.professionallearn.com

```
</Template></cc1:CreditCardDetails>
```

```
D. <cc1:CreditCardDetails ID="CreditCardDetails1" runat="server"> <Template>  
<asp:TextBox ID="TxtName" runat="server"  
Text="<%#Container.Template%>"></asp:TextBox>  
</Template></cc1:CreditCardDetails>
```

Answer: C

QUESTION 70:

You are developing a Web application. The Web application restricts access to an administrative page. The Web application uses the following code segment to protect the page.

```
if (Page.User.Identity.Name != @"CONTOSO\Administrator") {  
Response.Redirect("login.aspx");}
```

You are logged on as Administrator. When you display the page, you are redirected to Login.aspx. You discover that the User.Identity.Name property is not being correctly populated. You need to ensure that you can access the page when you are logged on as Administrator. Which two actions should you perform? (Each correct answer presents part of the solution. Choose two.)

- A. In the Web.config file, enable impersonation.
- B. In IIS, enable anonymous access.
- C. In IIS, disable anonymous access.
- D. In the Web.config file, set the authentication mode to Windows.

Answer: C,D

Explanation:

Setting the authentication mode to windows and disabling anonymous access means that web requests will use the authentication that has already occurred by the user logging in to the operating system.

A impersonation will force asp.net to process the web request using the credentials of the requestor.

QUESTION 71:

You are working on an existing Web site. You need to secure the Web site by redirecting all users to the logon page, Login.aspx. After logging on, users must be sent back to the page that they originally requested. Which code segment should you use?

www.professionallearn.com

Professional Learn Center

www.professionallearn.com

- A. In the Web.config file: `<authorization> <deny users="" /></authorization>` On each page in the Web site: `void PageLoad(Object sender, EventArgs E){ FormsAuthentication.Initialize(); //Rest of the PageLoad code goes here }`
- B. On each page in the Web site: `void PageLoad(Object sender, EventArgs E){ FormsAuthentication.RedirectToLoginPage("login.aspx"); //Rest of the PageLoad code goes here }`
- C. On each page in the Web site: `void PageLoad(Object sender, EventArgs E){ Response.Redirect("login.aspx"); //Rest of the PageLoad code goes here }`
- D. In the Web.config file: `<authentication mode="Forms"> <forms name=".ASPXUSERDEMO" loginUrl="login.aspx" protection="All" timeout="60" /></authentication>`

Answer: D

Explanation:

Setting the Authentication mode to forms and specifying a login URL in the web.config file will result in the user automatically being redirected to the login screen. The user will also be automatically redirected after authentication to the form they requested.

QUESTION 72:

You develop a Web application that writes data to a file on a server. You restrict access to the file to specific Windows users.

The Web application runs as CONTOSO\ASPNET. You deny anonymous access to the application in IIS. You add the following XML segment in the Web.config file.

```
<authentication mode="Windows"/>
```

You need to ensure that the application meets the following requirements:

1. It must impersonate the user when it writes data to the file
2. It must run as CONTOSO\ASPNET when a user does not access the file.

Which two actions should you perform? (Each correct answer presents part of the solution. Choose two.)

A. Use the following XML segment in the Web.config file. `<identity impersonate="false"/>`

B. Use the following XML segment in the Web.config file. `<identity impersonate="true"/>`

C. Use the following code segment to access the file. `WindowsPrincipal wp`

www.professionallearn.com

<http://www.professionallearn.com> **070-528**

```
=(WindowsPrincipal)HttpContext.Current.User;WindowsIdentity wi =  
(WindowsIdentity)wp.Identity;WindowsImpersonationContext wic = wi.Impersonate();//  
Access the file herewic.Undo();  
D. Use the following code segment to access the file. WindowsIdentity wi =  
WindowsIdentity.GetCurrent();WindowsImpersonationContext wic =  
WindowsIdentity.Impersonate(wi.Token);// Access the file herewic.Undo();
```

Answer: A,C

Explanation:

Turn impersonation off in the web.config file, this will mean that asp.net worker process will run under the ASPNET account. Get the users identity and impersonate the user whilst you want to access the file.

B Turning impersonation on will result in asp.net always running under the users credentials. The question explicitly says that asp.net should run under the aspnet account unless the user is accessing a file.

D This will impersonate the user that is running the thread and not the user that made the request (which is the intention), in this the ASPNET account will be impersonated.

QUESTION 73:

You create a Web Form that displays a GridView. The GridView's data source is a DataSet named dsOrders. The DataSet contains two DataTables named Orders and OrderDetails. You create a relation between the two DataTables using the following code segment. (Line numbers are included for reference only.)

```
01 dtOrders = dsOrders.Tables["Orders"];  
02 dtOrderDetails = dsOrders.Tables["OrderDetails"];  
03 colParent = dtOrders.Columns["OrderID"];  
04 colChild = dtOrderDetails.Columns["ParentOrderID"];  
05 dsOrders.Relations.Add("Rel1", colParent, colChild, false);
```

You need to find the cause of the exception being raised in line 05.

What should you do?

- A. Ensure that the child column and the parent column have the same names.
- B. Ensure that the child table and the parent table have the same names.
- C. Ensure that the child column and the parent column have the same data types.
- D. Ensure that each row in the child table has a corresponding row in the parent table.
- E. Ensure that the tables have an explicit relationship defined by a foreign key constraint in the database.

Answer: D

Explanation:

Creating a relation between two columns in a datatable is similar to creating a foreign key in a relational database. Each child record must link to a parent record for the relationship to be valid.

A,B Columns may have different names. It also not necessary for the child table and parent table to have the same name.

C It is normal for the two columns to be of the same datatype but not necessary.

E Although the DataSet is populated with data from the database, there is no physical dependency such as constraints. The DataSet is an independent entity.

QUESTION 74:

You load an XmlDocument named doc with the following XML.

```
<bookstore>
<books>
<book genre="reference" >
<title>Dictionary</title>
</book>
<book genre="reference" >
<title>World Atlas</title>
</book> </books>
</bookstore>
```

You need to change the value for the genre attribute to NA for all book attributes.

First, you add the following code segment to your class.

```
XmlElement root = doc.DocumentElement;
XmlNodeList nodes = root.SelectNodes("books/book");
```

Which additional two code segments can you use to achieve this goal? (Each correct answer presents a complete solution. Choose two.)

- A. `foreach (XmlNode node in nodes){ node.Attributes[0].Value = "NA";}`
- B. `foreach (XmlNode node in nodes){ node.Attributes[1].Value = "NA";}`
- C. `foreach (XmlNode node in nodes){ XmlNode genre = node.SelectSingleNode("/genre"); genre.Value = "NA";}`
- D. `foreach (XmlNode node in nodes){ XmlNode genre = node.SelectSingleNode("@genre"); genre.Value = "NA";}`
- E. `foreach (XmlNode node in nodes){ XmlNode genre = node.SelectSingleNode("genre"); genre.Value = "NA";}`

Answer: A,D

QUESTION 75:

Your Web site processes book orders. One of the application methods contains the following code segment.

```
XmlDocument doc = new XmlDocument();
doc.LoadXml("<book><discount>10</discount>" +
<title>Dictionary</title></book>");
```

You need to remove the discount element from XmlDocument. Which two code segments can you use to achieve this goal? (Each correct answer presents a complete solution. Choose two.)

- A. XmlNode root = doc.DocumentElement;root.RemoveChild(root.FirstChild);
- B. XmlNode root = doc.DocumentElement;root.RemoveChild(root.SelectSingleNode("discount"));
- C. doc.RemoveChild(doc.FirstChild);
- D. doc.DocumentElement.RemoveChild(doc.FirstChild);

Answer: A,B

QUESTION 76:

You create a Web Form. The Web Form uses the FormView control to enable a user to edit a record in the database. When the user clicks the Update button on the FormView control, the application must validate that the user has entered data in all of the fields. You need to ensure that the Web Form does not update if the user has not entered data in all of the fields. Which code segment should you use?

- A. protected void FormView1ItemUpdating(object sender, FormViewUpdateEventArgs e) { foreach (DictionaryEntry entry in e.Keys) { if (entry.Value.ToString() == System.String.Empty) { e.Cancel = true; return; } } }
- B. protected void FormView1ItemUpdated(object sender, FormViewUpdatedEventArgs e) { foreach (DictionaryEntry entry in e.NewValues) { if (entry.Value.Equals("")) { e.KeepInEditMode = true; return; } } }
- C. protected void FormView1ItemUpdating(object sender, FormViewUpdateEventArgs e) { foreach (DictionaryEntry entry in e.NewValues) { if (entry.Value.Equals("")) { e.Cancel = true; return; } } }
- D. protected void FormView1ItemUpdated(object sender, FormViewUpdatedEventArgs e) { foreach (DictionaryEntry entry in e.Keys) { if (entry.Value.ToString() == System.String.Empty) { e.KeepInEditMode = true; return; } } }

Answer: C

QUESTION 77:

You create a Web Form. The Web Form allows users to calculate values and display the results in a label named lblResults. You need to capture all unhandled exceptions on the Web Form through the Error event. The Error event must capture each unhandled exception and display it on the Web Form. Which code segment should you use?

- A. `protected void PageError(object sender, EventArgs e) { lblResults.Text = e.ToString(); e=null;}`
- B. `protected void PageError(object sender, EventArgs e) { lblResults.Text = Server.GetLastError().ToString(); Server.ClearError();}`
- C. `protected void PageError(object sender, EventArgs e) { Response.Write(e.ToString()); e=null;}`
- D. `protected void PageError(object sender, EventArgs e) { Response.Write(Server.GetLastError().ToString()); Server.ClearError();}`

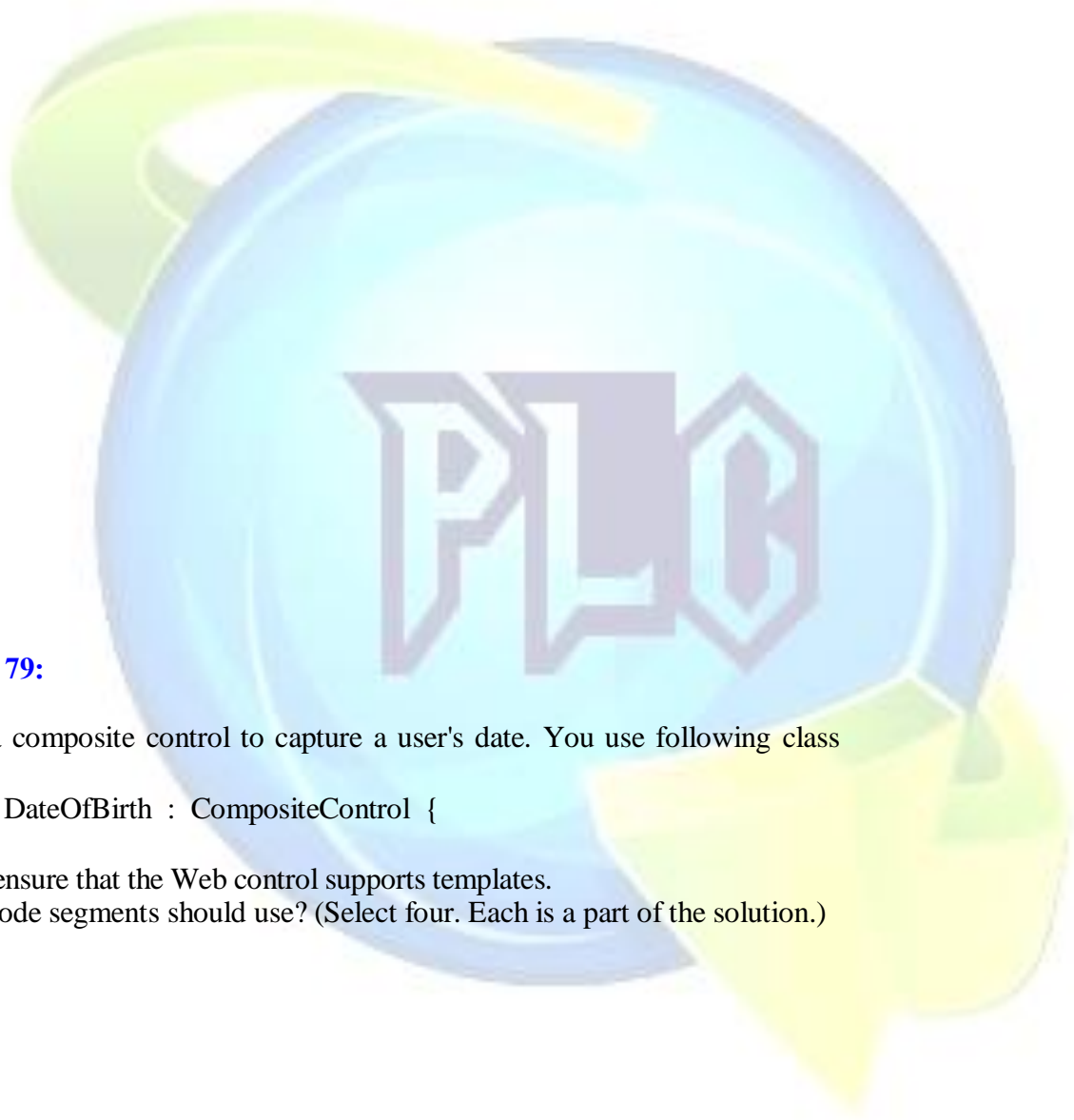
Answer: D

QUESTION 78:

You are creating a mobile Web Form that dynamically displays news items. You want to display news items by using an instance of a mobile TextView control named TextViewNews. You need to configure the Web Form that contains TextViewNews. The Web Form must enable pagination in case a users device does not display the full text of a news item. Which code segment should you use?

- A. `PagerStyle ps = new PagerStyle();ps.NextPageText = "more >";ps.PreviousPageText = "< back";FormNews.Paginate = true;`
- B. `FormNews.PagerStyle.NextPageText = "more >";FormNews.PagerStyle.PreviousPageText = "< back";TextViewNews.PaginateRecursive(new ControlPager(FormNews, 1000));`
- C. `FormNews.PagerStyle.NextPageText = "more >";FormNews.PagerStyle.PreviousPageText = "< back";FormNews.PaginateRecursive(new ControlPager(FormNews, 1000));`
- D. `FormNews.PagerStyle.NextPageText = "more >";FormNews.PagerStyle.PreviousPageText = "< back";FormNews.Paginate = true;`

Answer: D



QUESTION 79:

You define a composite control to capture a user's date. You use following class declaration.

```
Public class DateOfBirth : CompositeControl {  
}
```

You need to ensure that the Web control supports templates.

Which four code segments should use? (Select four. Each is a part of the solution.)

<http://www.professionallearn.com>

Professional Learn Center

List of Code Segments

```
private Label _prompt = new Label();  
private TextBox _date = new TextBox();
```

```
private string _prompt = "Enter date of birth ";  
private DateTime _date = DateTime();  
private ITemplate _template = null;
```

```
[Bindable(true)]  
public string Prompt {  
    get {  
        EnsureChildControls();  
        return _prompt.Text;  
    }  
    set {  
        EnsureChildControls();  
        _prompt.Text = value;  
    }  
}
```

```
[Bindable(true)]  
public string Date {  
    get {  
        EnsureChildControls();  
        return _date.Text;  
    }  
    set {  
        EnsureChildControls();  
        _date.Text = value;  
    }  
}
```

```
[Bindable(true)]  
public string Prompt {  
    get {  
        EnsureChildControls();  
        return _prompt;  
    }  
    set {  
        EnsureChildControls();  
        _prompt = value;  
    }  
}
```

```
[Bindable(true)]  
public DateTime Date {  
    get {  
        EnsureChildControls();  
        return _date;  
    }  
    set {  
        EnsureChildControls();  
        _date = value;  
    }  
}
```

Place Code Segments here

Place first code segment here

Place 0701528 segment here

Place third code segment here

Place fourth code, if any, segment here

```
[Browsable(false)]  
[PersistenceMode(PersistenceMode.InnerProperty)]  
[TemplateContainer(typeof(DateOfBirth))]  
public ITemplate Template {  
    get {  
        return _template;  
    }  
    set {  
        _template = value;  
    }  
}
```

```
protected override void CreateChildControls() {  
    if (Template != null) {  
        Controls.Clear();  
        _template.InstantiateIn(this);  
    }  
}
```

```
protected override void CreateChildControls() {  
    this.Controls.Add(_prompt);  
    this.Controls.Add(_date);  
    base.CreateChildControls();  
}
```

Answer:

Explanation:

```
private string prompt="Enter date of birth";
```

```
private DateTime date = DateTime();
```

```
private ITemplate template =null;
```

```
[Bindable(true)]
```

```
public string Prompt
```

```
{
```

```
get {EnsureChildControls(); return prompt;}
```

```
set {EnsureChildControls(); prompt=value;}
```



```
}  
[Bindable(true)]  
public DateTime Date  
{  
get{EnsureChildControls(); return date;}  
set{EnsureChildControls(); date=value;}  
}  
[Browsable(false)]  
[PersistenceMode(PersistenceMode.InnerProperty)]
```

```
[TemplateContainer(typeof(DateOfBirth))]  
Public ITemplate Template  
{  
get{return template}  
set{template=value}  
}  
protected override void CreateChildControls()  
{  
if (Template != null)  
{  
Controls.Clear();  
template.InstantiateIn(This);  
}  
}
```

QUESTION 80:

You create a Web site that is for members only. The Web site allows members to create lists of users that have access to information about member profiles. The name of the list is stored in the listName variable. The user name of the user to whom access is given is stored in the username variable. You need to enable members to manage their lists of users. Which code segment should you use?

- A. Roles.CreateRole(listName);User.IsInRole(listName);
- B. Roles.CreateRole(listName);Roles.AddUserToRole(userName, listName);
- C. Roles.RoleExists(listName);Roles.AddUserToRole(userName, listName);
- D. Roles.RoleExists(listName);User.IsInRole(listName);

Answer: B

QUESTION 81:

You are creating a Web Form. The Web Form allows users to rename or delete products in a list. You create a DataTable named dtProducts that is bound to a GridView.

DataTable has the following four rows.

```
dtProducts.Rows(0)("ProductName") = "Soap"
```

```
dtProducts.Rows(1)("ProductName") = "Book"
```

```
dtProducts.Rows(2)("ProductName") = "Computer"
```

```
dtProducts.Rows(3)("ProductName") = "Spoon"
```

```
dtProducts.AcceptChanges()
```

The user utilizes a Web Form to delete the first product. You need to set the RowStateFilter property of the DataTables DefaultView so that only products that have not been deleted are shown. To which value should you set the DataTables DefaultView.RowStateFilter?

A. DataRowState.ModifiedOriginal

B. DataRowState.ModifiedCurrent

C. DataRowState.CurrentRows

D. DataRowState.Added

Answer: C

Explanation:

The CurrentRows filter will correctly show all the original records minus the deleted ones.

A ModifiedOriginal will show the original version of rows that have been modified in the DataGridView.

B ModifiedCurrent will show the current version of rows that have been modified in the DataGridView.

D Added will show only new rows that have been added to the DataTable.

QUESTION 82:

You create a master page named PageBase.master. The master page contains a Label control named lblTitle. You create a content page that references the master page. You need to change the Text property of the master page's lblTitle control from the content page. Which code segment should you use?

A. Dim lblTitle As Label = Master.FindControl("lblTitle")lblTitle.Text = "Articles"

B. Dim lblTitle As Label = Parent.FindControl("lblTitle")lblTitle.Text = "Articles"

C. Master.Page.Title = "Articles"

Professional Learn Center

www.professionallearn.com

D. CType(Page.FindControl("lblTitle"), Label).Text = "Articles"

Answer: A

Explanation:

The Master.FindControl method can be used to return the label control before manipulation.

B The Parent property is inherited from the Control class and returns the parent control. This will not be the master page.

C This will set the title of the master page. It does not affect the label control in any way. D This will attempt to find the control in the content page, the question states that the control exists in the master page.

QUESTION 83:

You create a Web Form. The Web Form uses the FormView control to enable a user to edit a record in the database. When the user clicks the Update button on the FormView control, the application must validate that the user has entered data in all of the fields. You need to ensure that the Web Form does not update if the user has not entered data in all of the fields. Which code segment should you use?

A. Protected Sub FormView1ItemUpdating(ByVal sender As Object, ByVal e As

```
System.Web.UI.WebControls.FormViewUpdateEventArgs) Handles
FormView1.ItemUpdating
Dim entry As DictionaryEntry
For Each entry In e.Keys
If entry.Value.ToString() = System.String.Empty Then
e.Cancel = True
Return
End If
Next entry
End Sub
```

B. Protected Sub FormView1ItemUpdated(ByVal sender As Object, ByVal e As
System.Web.UI.WebControls.FormViewUpdatedEventArgs) Handles
FormView1.ItemUpdated
Dim entry As DictionaryEntry
For Each entry In e.NewValues
If entry.Value.Equals("") Then
e.KeepInEditMode = True

www.professionallearn.com

Professional Learn Center

www.professionallearn.com

```
Return
End If
Next entry
End Sub
C. Protected Sub FormView1ItemUpdating(ByVal sender As Object, ByVal e As
System.Web.UI.WebControls.FormViewUpdateEventArgs) Handles
FormView1.ItemUpdating
Dim entry As DictionaryEntry
For Each entry In e.NewValues
If entry.Value.Equals("") Then e.Cancel = True
Return
End If Next entryEnd Sub
D. Protected Sub FormView1ItemUpdated(ByVal sender As Object, ByVal e As
System.Web.UI.WebControls.FormViewUpdatedEventArgs) Handles
FormView1.ItemUpdated
Dim entry As DictionaryEntry
For Each entry In e.Keys
If entry.Value.ToString() = System.String.Empty Then
e.KeepInEditMode = True
Return
End If
Next entry
End Sub
```

Answer: C

QUESTION 84:

You load an XmlDocument named doc with the following XML.

```
<bookstore>
<books>
<book>
<title>World Atlas</title>
</book>
<book>
<title>Dictionary</title>
</book>
</books>
</bookstore>
```

www.professionallearn.com

You need to use an XPath query string to select the two book nodes. Which code segment should you use?

- A. Dim root As XmlElement = doc.DocumentElementDim nodes As XmlNodeList = root.SelectNodes(".")
- B. Dim root As XmlElement = doc.DocumentElementDim nodes As XmlNodeList = root.SelectNodes("book")
- C. Dim root As XmlElement = doc.DocumentElementDim nodes As XmlNodeList = root.SelectNodes("bookstore//book")
- D. Dim root As XmlElement = doc.DocumentElementDim nodes As XmlNodeList = root.SelectNodes("books/book")

Answer: D

Explanation:

"Books/book" is the correct query from the XML documents root element.
A,B,C the path is not relative from the documents root element.

QUESTION 85:

You have an SQL query that takes one minute to execute. You use the following code segment to execute the SQL query asynchronously. Dim ar As IAsyncResult = cmd.BeginExecuteReader() You need to execute a method named DoWork() that takes one second to run while the SQL query is executing. DoWork() must run as many times as possible while the SQL query is executing. Which code segment should you use?

- A. While ar.AsyncWaitHandle Is Nothing DoWork()End Whiledr = cmd.EndExecuteReader(ar)
- B. While Not ar.IsCompleted DoWork()End Whiledr = cmd.EndExecuteReader(ar)
- C. While Thread.CurrentThread.ThreadState = ThreadState.Running DoWork()End Whiledr = cmd.EndExecuteReader(ar)
- D. While Not ar.AsyncWaitHandle.WaitOne() DoWork()End Whiledr = cmd.EndExecuteReader(ar)

Answer: B

Explanation:

The DoWork method should be called repeatedly until the asynchronous call has not completed. Once the asynchronous call completes the End... method should be called as is required in the asynchronous programming model.

A this will result in an infinite loop because ar.AsyncWaitHandle will always have a value.

C this will result in an infinite loop because the current thread is always running. Nowhere is the current thread paused or stopped.

D DoWork will run in a synchronous manner once the asynchronous call has completed. This is not the intention.

QUESTION 86:

You are creating a DataTable. You use the following code segment to create the DataTable. (Line numbers are included for reference only.)

```
01 Dim dt As New DataTable("Products")
02 dt.Columns.Add(New DataColumn("Price", GetType(Decimal)))
03 dt.Columns.Add(New DataColumn("Quantity", GetType(Int32)))
04 Dim dc As DataColumn = New DataColumn("Total", GetType(Decimal))
05 dt.Columns.Add(dc)
```

You need to ensure that the Total column is set to the value of the Price column multiplied by the Quantity column when new rows are added or changed. What should you do?

- A. Add the following code segment after line 05. `dc.ExtendedProperties("Total") = "Price * Quantity"`
- B. Add the following code segment after line 05. `dc.Expression = "Price * Quantity"`
- C. Write an event handler for the DataTable's `TableNewRow` event that updates the row's Total.
- D. Write an event handler for the DataTable's `ColumnChanged` event that updates the row's Total.

Answer: B

Explanation:

The Expression property of the DataColumn caters for automatically calculated values.

A The intention is to modify the value of the Total column not a property of the column

C Such an event handler will work but only for new rows, it will not cater for changed rows which will require another event handler. This approach becomes messy.

D This may trigger an infinite loop because updating the rows total will again trigger the ColumnChanged event.

QUESTION 87:

You are creating a mobile Web Form that dynamically displays news items. You want to display news items by using an instance of a mobile TextView control named

TextViewNews. You need to configure the Web Form that contains TextViewNews. The Web Form must enable pagination in case a users device does not display the full text of a news item. Which code segment should you use?

- A. `Dim ps As PagerStyle = New PagerStyle()ps.NextPageText = "more"`

Professional Learn Center

www.professionallearn.com

```
>"ps.PreviousPageText = "< back"FormNews.Paginate = True  
B. FormNews.PagerStyle.NextPageText = "more  
>"FormNews.PagerStyle.PreviousPageText = "<  
back"TextViewNews.PaginateRecursive(New ControlPager(FormNews, 1000))  
C. FormNews.PagerStyle.NextPageText = "more  
>"FormNews.PagerStyle.PreviousPageText = "<  
back"FormNews.PaginateRecursive(New ControlPager(FormNews, 1000))  
D. FormNews.PagerStyle.NextPageText = "more  
>"FormNews.PagerStyle.PreviousPageText = "< back"FormNews.Paginate = True
```

Answer: D

QUESTION 88:

You create a Web Form. The Web Form allows users to calculate values and display the results in a label named lblResults. You need to capture all unhandled exceptions on the Web Form through the Error event. The Error event must capture each unhandled exception and display it on the Web Form. Which code segment should you use?

- A. Protected Sub PageError(ByVal sender As Object, ByVal e As System.EventArgs) Handles Me.Error lblResults.Text = e.ToString() e = NothingEnd Sub
- B. Protected Sub PageError(ByVal sender As Object, ByVal e As System.EventArgs) Handles Me.Error lblResults.Text = Server.GetLastError().ToString() Server.ClearError()End Sub
- C. Protected Sub PageError(ByVal sender As Object, ByVal e As System.EventArgs) Handles Me.Error Response.Write(e.ToString()) e = NothingEnd Sub
- D. Protected Sub PageError(ByVal sender As Object, ByVal e As System.EventArgs) Handles Me.Error Response.Write(Server.GetLastError().ToString()) Server.ClearError()End Sub

Answer: D

QUESTION 89:

You create a Web site that is for members only. The Web site allows members to create lists of users that have access to information about member profiles. The name of the list is stored in the listName variable. The user name of the user to whom access is given is stored in the username variable. You need to enable members to manage their lists of users. Which code segment should you use?

A. Roles.CreateRole(listName) _

User.IsInRole(listName)

www.professionallearn.com

Professional Learn Center

www.professionallearn.com

- B. Roles.CreateRole(listName)
Roles.AddUserToRole(userName, listName)
- C. Roles.RoleExists(listName)
Roles.AddUserToRole(userName, listName)
- D. Roles.RoleExists(listName)
User.IsInRole(listName)

Answer: B

QUESTION 90:

You create a Web Form that displays a GridView. The GridView's data source is a DataSet named dsOrders. The DataSet contains two DataTables named Orders and OrderDetails. You create a relation between the two DataTables using the following code segment. (Line numbers are included for reference only.)

```
01 dtOrders = dsOrders.Tables("Orders")
02 dtOrderDetails = dsOrders.Tables("OrderDetails")
03 colParent = dtOrders.Columns("OrderID")
04 colChild = dtOrderDetails.Columns("ParentOrderID")
05 dsOrders.Relations.Add("Rel1", colParent, colChild, False)
```

You need to find the cause of the exception being raised in line 05. What should you do?

- A. Ensure that the child column and the parent column have the same names.
- B. Ensure that the child table and the parent table have the same names.
- C. Ensure that the child column and the parent column have the same data types.
- D. Ensure that each row in the child table has a corresponding row in the parent table.
- E. Ensure that the tables have an explicit relationship defined by a foreign key constraint in the database.

Answer: D

Explanation:

Answer D is correct cause its true. If a row in the child table does not have a corresponding row in the parent table an exception is thrown.

Not B: Answer B would be incorrect because DataRelations are allowed between tables that have different names. Actually this is the scenario most of the times.

QUESTION 91:

You are creating a Web Form. You write the following code segment to create a SqlCommand object.
Dim conn As SqlConnection = New SqlConnection(connString)conn.Open()
Dim cmd As SqlCommand = conn.CreateCommand()
cmd.CommandText = "select count(*) from Customers"
You need

www.professionallearn.com

Professional Learn Center

www.professionallearn.com

to display the number of customers in the Customers table. Which two code segments can you use to achieve this goal? (Each correct answer presents a complete solution. Choose two.)

- A. Dim customerCount As Object = cmd.ExecuteScalar()
lblCompanyName.Text = customerCount.ToString()
- B. Dim customerCount As Integer = cmd.ExecuteNonQuery()
lblCompanyName.Text = customerCount.ToString()
- C. Dim dr As SqlDataReader = cmd.ExecuteReader()dr.Read()
lblCompanyName.Text = dr(0).ToString()
- D. Dim dr As SqlDataReader = cmd.ExecuteReader()dr.Read()
lblCompanyName.Text = dr.ToString()

Answer: A,C

QUESTION 92:

You load an XmlDocument named doc with the following XML.

```
<bookstore>
<books>
<book genre="reference" >
<title>Dictionary</title>
</book>
<book genre="reference" >
<title>World Atlas</title> <
/book>
</books>
</bookstore>
```

You need to change the value for the genre attribute to NA for all book attributes. First, you add the following code segment to your class. Dim root As XmlElement = doc.DocumentElement Dim nodes As XmlNodeList = root.SelectNodes("books/book") Which additional two code segments can you use to achieve this goal? (Each correct answer presents a complete solution. Choose two.)

- A. Dim node As XmlNode For Each node In nodes node.Attributes(0).Value = "NA" Next node
- B. Dim node As XmlNode For Each node In nodes node.Attributes(1).Value = "NA" Next node
- C. Dim node As XmlNode For Each node In nodes Dim genre As XmlNode = node.SelectSingleNode("/genre") genre.Value = "NA" Next node
- D. Dim node As XmlNode For Each node In nodes Dim genre As XmlNode = node.SelectSingleNode("@genre") genre.Value = "NA" Next node
- E. Dim node As XmlNode For Each node In nodes Dim genre As XmlNode = node.SelectSingleNode("genre") genre.Value = "NA" Next node

www.professionallearn.com

Answer: A,D

QUESTION 93:

Your Web site processes book orders. One of the application methods contains the following code segment.

```
Dim doc As New XmlDocument()doc.LoadXml("<book><discount>10</discount>" &"<title>Dictionary</title></book>")
```

You need to remove the discount element from XmlDocument. Which two code segments can you use to achieve this goal? (Each correct answer presents a complete solution. Choose two.)

- A. Dim root As XmlNode = doc.DocumentElementroot.RemoveChild(root.FirstChild)
- B. Dim root As XmlNode = doc.DocumentElementroot.RemoveChild(root.SelectSingleNode("discount"))
- C. doc.RemoveChild(doc.FirstChild)
- D. doc.DocumentElement.RemoveChild(doc.FirstChild)

Answer: A,B

QUESTION 94:

You develop a Web application that writes data to a file on a server. You restrict access to the file to specific Windows users. The Web application runs as CONTOSO\ASPNET. You deny anonymous access to the application in IIS. You add the following XML segment in the Web.config file.

```
<authentication mode="Windows"/>
```

You need to ensure that the application meets the following requirements:It must impersonate the user when it writes data to the file.It must run as CONTOSO\ASPNET when a user does not access the file. Which two actions should you perform? (Each correct answer presents part of the solution. Choose two.)

- A. Use the following XML segment in the Web.config file.

```
<identity impersonate="false"/>
```
- B. Use the following XML segment in the Web.config file.

```
<identity impersonate="true"/>
```
- C. Use the following code segment to access the file.

```
Dim wp As WindowsPrincipal = CType(HttpContext.Current.User, WindowsPrincipal) Dim wi As WindowsIdentity = WindowsIdentity.GetCurrent() Dim wic As WindowsImpersonationContext = wi.Impersonate()' Access the file herewic.Undo()
```
- D. Use the following code segment to access the file.

```
Dim wi As WindowsIdentity = WindowsIdentity.GetCurrent()Dim wic As WindowsImpersonationContext =
```

Professional Learn Center

www.professionallearn.com

WindowsIdentity.Impersonate(wi.Token)' Access the file herewic.Undo()

Answer: A,C

Explanation:

Turn impersonation off in the web.config file, this will mean that asp.net worker process will run under the ASPNET account. Get the users identity and impersonate the user whilst you want to access the file.



<http://www.professionallearn.com>

www.professionallearn.com

070-528

B Turning impersonation on will result in asp.net always running under the users credentials. The question explicitly says that asp.net should run under the aspnet account unless the user is accessing a file.

D This will impersonate the user that is running the thread and not the user that made the request (which is the intention), in this the ASPNET account will be impersonated.

QUESTION 95:

You are working on an existing Web site. You need to secure the Web site by redirecting all users to the logon page, Login.aspx. After logging on, users must be sent back to the page that they originally requested. Which code segment should you use?

A. In the Web.config file: `<authorization> <deny users="*" /></authorization>` On each page in the Web site: `Protected Sub PageLoad(ByVal sender As Object, ByVal e As System.EventArgs) Handles Me.Load FormsAuthentication.Initialize() End Sub`

B. On each page in the Web site: `Protected Sub PageLoad(ByVal sender As Object, ByVal e As System.EventArgs) Handles Me.Load FormsAuthentication.RedirectToLoginPage("login.aspx") End Sub`

C. On each page in the Web site: `Protected Sub PageLoad(ByVal sender As Object, ByVal e As System.EventArgs) Handles Me.Load Response.Redirect("login.aspx") End Sub`

D. In the Web.config file: `<authentication mode="Forms"> <forms name=".ASPXUSERDEMO" loginUrl="login.aspx" protection="All" timeout="60" /></authentication>`

Answer: D

Explanation:

Setting the Authentication mode to forms and specifying a login URL in the web.config file will result in the user automatically being redirected to the login screen. The user will also be automatically redirected after authentication to the form they requested.

QUESTION 96:

You are developing a Web application. The Web application restricts access to an administrative page. The Web application uses the following code segment to protect the page.

```
If Page.User.Identity.Name <> "CONTOSO\Administrator" Then  
Response.Redirect("login.aspx")
```


Professional Learn Center

www.professionallearn.com

End If

You are logged on as Administrator. When you display the page, you are redirected to Login.aspx. You discover that the User.Identity.Name property is not being correctly populated. You need to ensure that you can access the page when you are logged on as Administrator. Which two actions should you perform? (Each correct answer presents part of the solution. Choose two.)

A. In the Web.config file, enable impersonation.



<http://www.professionallearn.com>

www.professionallearn.com

Professional Learn Center

www.professionallearn.com

070-528

- B. In IIS, enable anonymous access.
- C. In IIS, disable anonymous access.
- D. In the Web.config file, set the authentication mode to Windows.

Answer: C,D

Explanation:

Setting the authentication mode to windows and disabling anonymous access means that web requests will use the authentication that has already occurred by the user logging in to the operating system.

A impersonation will force asp.net to process the web request using the credentials of the requestor.

QUESTION 97:

You create a master page named Article.master. Article.master serves as the template for articles on your Web site. The master page uses the following page directives.

```
<% @ Master Language="VB" CodeFile="article.master.vb" Inherits="article" %>
```

You need to create a content page that uses the master page as a template. In addition, you need to use a single master page for all devices that access the Web site. Which code segment should you use?

- A. `<% @ Page Language="VB" Theme="article"%>`
- B. `<% @ Page Language="VB" MasterPageFile="~/article.master"%>`
- C. `<% @ Page Language="VB" ie:MasterPageFile="~/article.master"%>`
- D. `<% @Page Language="VB" all:MasterPageFile="~/article.master"%>`

Answer: B

Explanation:

The MasterPageFile attribute of the Page directive is used to set the master page for a content page.

A The theme property a content page with a particular style and look and feel. It does not associate a content page with a master page.

C,D no such syntax

www.professionallearn.com

Professional Learn Center

www.professionallearn.com



<http://www.professionallearn.com>

www.professionallearn.com